



Smart home and building solutions.  
Global. Secure. Connected.

# JOURNAL 2023



**KNX IoT Open Source Stack**  
**KNX Hackathon**  
**KNX Awards: Winning Projects**  
**KNX Secure Online Training**



# ETS6 PROFESSIONAL

Smart. Secure. Open.

NEW LICENSES	PRICE	RESTRICTIONS
ETS6 Professional	1000,00 €	Dongle or cloud license
ETS6 Lite	200,00 €	Maximum 20 products per project
ETS6 Home	350,00 €	1 project
ETS6 Apps	For further information please visit <a href="https://my.knx.org">https://my.knx.org</a>	

## UPGRADE LICENSES

ETS5 Professional > ETS6 Professional	350,00 €	
ETS5 Lite > ETS6 Lite	150,00 €	


## EDUCATIONAL LICENCES

ETS6 School Starter Package	1200,00 €	1 x ETS6 Professional, 10 x ETS6 Lite
-----------------------------	-----------	---------------------------------------

All prices excl. VAT

ORDER AT: [HTTPS://MY.KNX.ORG](https://my.knx.org)

# INDEX



## EDITORIAL

The KNX Hackathon: the Marketplace of ideas	5
---	---

---

## IN THE SPOTLIGHT

Outlook for the New Year	6
The KNX IoT Open-Source Stack	8
Fight the Climate Change with KNX	10

---

## PROJECTS

KNX Awards 2022 Recap	12
KNX Awards 2022: Winning Projects	13

---

## SYSTEM AND TOOLS

KNX Standard v3.0	20
KNX Secure: New Free Online Training	22
ETS6: A Closer Look at the New Features	24

---

## NEW PRODUCTS

28

---

## COMMUNITY

New KNX Members	46
New KNX Training Centers	48
New KNX Scientific Partners	49
KNX National Groups	50
KNX Userclubs / Professionals	51

---

## FAIRS & EVENTS

Light + Building 2022 Review	52
Upcoming events	53

---

## WEBINARS & VIDEOS

54

---



# GIRA

Smart Home.  
Smart Building.  
Smart Life.

[partner.gira.com](http://partner.gira.com)

## Because every home is different. Smart Home solutions from Gira.

For new or existing buildings, for projects where you just want smart control for individual functions or where you want to equip a whole building with all sorts of intelligent applications and networks – we have the right solution for every requirement. Each of them comes with numerous advantages. Our smart home systems are data-secure, and help save energy, increase comfort and enhance security. Do you need to expand or adapt a system that is already installed? That's no problem either. Flexibility is a top priority for us. Because every home is different.



Gira / Smart Home



# The KNX Hackathon: the Marketplace of Ideas



**Heinz Lux**  
CEO, KNX Association

“We have solved the question of creativity with the **KNX Hackathon**”

As one of the masterminds and enablers of his time, the Canadian philosopher, humanities expert and media theorist Marshall McLuhan (1911- 1980) foresaw the development of the Internet and played a key role in establishing an understanding of and recognising the need for technological change in his essays “The Mechanical Bride”, “The Gutenberg Galaxy” and “The Medium is the Massage”. He was the first to formulate the concept of the global village.

McLuhan claimed that “each new technology changes human perception”, which led to his – at the time provocative – premise that: the medium is the message.

He explained this by stating that technical media and human sensory perception are closely connected. Perception is something that first has to be shaped by media processes, meaning that it is predominantly about more than just the content – the message is not what we directly see or read or what is specified in a text; instead, it is all about the actual formation processes. According to McLuhan, it is essential to find out which medium influences human perception and thought in a specific way. His theory in “Understanding Media” (1964) claims that the computer is an extension of the functions of the human brain or human sense organs.

He goes on to state that media not only form perception but also influence social relations and cultural identity.

And who would or could dare to question that against the present-day background of social media? “Soon,” claimed McLuhan in 1964, “the living room will

become a voting booth, people will become creative, and the world will finally be better.”

We have solved the question of creativity with the KNX Hackathon.

According to its definition, the term “hacks” refers to imponderables, strategies or actions that serve to solve problems in an unusual manner by using things in a completely different creative way than originally intended. This is a creative technique in which brainstorming, bionics and the 6-3-5 method write their own narrative.

McLuhan has taught us that creativity and communication and the associated sensory perceptions of human beings play a visible role in our understanding of technological change.

This isn’t news to us. The agora was the marketplace of the ancient Greeks, a significant social institution for communication and ultimately the identity of democracy – a kind of “global village” of ancient times. As Aristotle once stated, “people act consciously and of their own accord when striving to achieve a purpose”.

In the KNX Hackathon, we strive to show how sustainably the future can be shaped with KNX and to demonstrate how energy can be saved and the CO2 footprint reduced on a wide scale across the sectors of electronic engineering, HVAC or ICT and stretching from individuals to students, teams, professionals or manufacturers.

This is the way out of the thought silos!

What do you have to offer in the marketplace of KNX ideas?

# Taking stock: KNX roundup of 2022 and outlook for the new year

A selection of KNX Executive Board members give their highlights of 2022, as well as their thoughts on the current challenges facing KNX and what we can expect in the near future.



## Franz Kammerl

President - KNX Association

The KNX highlights of 2022 for me have been the finalisation of the KNX IoT process, the market release of the open source stack and last, but not least, the Light + Building fair which gave us the opportunity to talk directly with customers and members after such a long time of Covid lockdown. Never has it been so clear how broad the reach of KNX is, for all markets and applications.

In 2023 we will need a concerted marketing campaign on the benefits of KNX IoT and the open source offering, with particular focus on the energy management market as well as those areas that are not yet addressed by KNX. We need to explain the IoT concept and its environmental and sustainability credentials, and why, as the number one player, KNX can and will play a significant role in this area. This is all part of our continuing mission to always improve and maintain interoperability as a key asset of KNX.



## Jean-Christophe Krieger

Vice-President - KNX Association

In 2022, my highlights were seeing KNX tackling three major future-proof trends, namely cyber security thanks to KNX Secure; openness to the non-KNX world thanks to KNX IoT; and energy management.

As for challenges, Matter is coming and will be positioned next to KNX, so KNX needs to keep ahead. In addition, ETS software needs to move to the next generation to make it even simpler to use.

In 2023, as a result of the EPBD (Energy Performance of Buildings Directive) for commercial buildings, as well as the continuing energy crisis, energy management is in sharp focus, and I see KNX playing a key role here. There will be plenty of business opportunities in the installed KNX base as well as in the specifications for new buildings. Alongside that, cybersecurity will become a must.



## Alexander Burgbacher

Managing Director, Insta GmbH

During 2022 we saw KNX Data Secure products become more and more essential for projects in the market, especially in commercial buildings, which confirmed to me that Insta is on the right track. From a strategic point of view, the foundation of the KNX Germany national group was a milestone. In terms of challenges, it will be interesting to see how KNX Classic and KNX IoT are positioned in comparison to Matter. In a growing market with increased diversity, it is important to offer specifications as well as tools and innovative products that meet the needs of users and yet are always in line with the interworking requirements of the installed base.

In 2023, I expect to see KNX extend into new applications, especially those that increase energy efficiency. I also look forward to further support from ETS to help the customer easily exploit new features, without functional barriers. We are on the right track – the KNX market is still growing, so aim for the top, whatever your role in the KNX community!



## Dr.-Ing. Thomas Weinzierl

CEO, Weinzierl Engineering GmbH

My KNX highlights of 2022 were to see KNX Secure make significant progress, with many new devices now on the market. Another was the transition from ETS5 to ETS6, which is definitely a step forward. There is still room for improvement in terms of efficiently commissioning a KNX installation, and the time required to set up an installation has to be reduced. For 2023, I expect the KNX market to continue to grow, and for new markets, such as India, to emerge. My advice to the KNX community is to explore the new possibilities in KNX. For example, KNX RF offers many opportunities for flexible installations, and KNX Secure will be a must as security becomes a general requirement for new buildings in the near future.



## Michael Möller

Managing Director - Voltus GmbH

My absolute highlight of 2022 was the founding of the national group KNX Germany. After 32 years, it will now not just be manufacturers organised in the ZVEI (German Electrical and Electronic Manufacturers' Association) who will be working towards the future of KNX, but everyone who joins the newly-founded organisation.

The challenges facing KNX will be competition from the new Matter protocol from the leading IT companies when it arrives on the market. We need to adapt to this situation. Furthermore, energy management is very important if the world wants to change from fossil fuels to renewable energy. KNX has to prove that it is the best communication protocol for this field.

In 2023 we will concentrate on making the parameterisation of a KNX smart building faster and more convenient for ETS users, and we will see the first KNX energy management solutions coming to market. Given my highlight of 2022, obviously my personal advice to the KNX community is to support the KNX standard by joining your national group!



# The KNX IoT open-source stack

The solution for a shorter time-to-market for new KNX IoT devices



Thanks to the KNXnet/IP protocol, KNX was already capable of using IP networks to communicate between devices, as well as between servers and clients. With the expansion into the IoT world with KNX IoTech however, KNX has become the largest ecosystem in the home and building automation market.

IoT allows all sorts of different devices, including sensors, smart phones, voice controllers and any number of other systems to interact, whether connected to the Internet or not, potentially resulting in more control, more efficient operation and better or even new services, whether offline or cloud-based. The future of home and building automation systems will also rely on IoT, which is why a new generation of KNX IoT devices is on its way.

## Introduction of the open-source stack

KNX Association decided to help manufacturers develop KNX IoT products by providing the KNX IoT open-source stack. In this particular case, the KNX IoT open-source stack concerns the operating system of the new generation of KNX IoT devices to come. The fact that the stack is 'open source' has the advantage that no licensing whatsoever is involved. The stack is free of charge, which obviously lowers the financial investment threshold tremendously for developers. KNX Association has made sure that the stack is scalable, which means that it can be adapted to the market demands very easily. Furthermore, in addition to the stack, KNX Association expects to offer some basic applications such as switching and dimming in order to make it easier for developers without any KNX experience to get started. This all ensures that new IoT products will be launched on the market consid-

erably faster, introducing new possibilities for system integrators to use in KNX Projects.

The quality of these new KNX IoT products will not suffer from this quicker and easier process. These types of devices will undergo the same certification process as KNX Classic devices, making sure you can rely on their quality and interoperability when being marked with the KNX certification logo.

## Are there any KNX IoT devices already available?

Whilst commercially-available KNX IoT devices are still on the horizon, 'proof-of-concept'. KNX IoT devices already exist in the form of the first wireless-controlled (Thread) lamps which are in use and have been publicly demonstrated. In addition, there are a number of KNX Members and startups already developing their products and solutions right now. Hence, we expect the new products arrive very soon

## Conclusion

The KNX IoT open-source stack makes it possible to develop KNX IoT products very quickly and get them to market, even for embedded systems. Being free of charge, the financial investment involved in developing new KNX IoT products is lowered significantly, and various hardware and software development tools have been made available to make it even easier. For those interested in KNX IoT device development based on the latest IP-based technology and an open-source stack, start your journey here:

<https://github.com/KNX-IOT>



**MDT – your KNXpert**

# Function and design

New Series



BE-GBZW.01

### Glass Central Control Unit Smart

The heart of your KNX system with 20 operating functions and included timer switch



BE-GT20W.02

### Glass Push-button II Smart

The first choice for rooms with a wide range of functions and active colour display



BE-GTL1TW.01

### Glass Push-button II Lite

Different functions for multiple touches, available in the neutral design or with symbols

Discover our product range >





# FIGHT THE CLIMATE CHANGE WITH KNX!

FIRST KNX HACKATHON FOCUSES ON SMART HOME AND BUILDING SOLUTIONS FOR A MORE SUSTAINABLE WORLD

KNX is stepping up its efforts in the fight against climate change and has announced the first KNX Hackathon on the topic of sustainability for this year. The two-day event will bring together the global KNX community to share experiences, ideas, best practices and effective solutions for reducing the energy consumption and the carbon footprint of homes and buildings by using KNX technology. The winners of the competition will be awarded the prestigious “KNX Hackathon 2023” trophy and prize money. Registrations can be made at <https://Hackathon.knx.org>.

## Joining forces to create a more sustainable future with KNX

Sustainability has been one of the most important topics for KNX. Thanks to its ever-evolving features, versatile applicability and broad interoperability, the world’s leading technical standard for smart homes and buildings has been the foundation for the most innovative and ground-breaking energy management

solutions in the residential and commercial building sector. And while KNX is already widely recognised for improving people’s lives and positively impacting the climate, the KNX Hackathon will once again demonstrate how powerful KNX technology can be when it comes to energy savings and to the reduction of the carbon footprint of smart homes and buildings.

## Proving that KNX makes an impact in saving energy and reducing carbon footprint emissions

The competition is open to anyone from all over the world who is able to demonstrate how to save energy using KNX. Any individual or team can participate, including students, hobbyists, professionals, scientific partners, manufacturers, etc. KNX will bring all participants together at in-person and virtual events to deploy how to solve the challenges set by KNX experts. There are different challenges to solve already available from which participants can choose one or more.



## All challenges at a glance

- Find the best configuration for a specific KNX device selected from the universe of smart products to achieve the most energy savings.
- Create the best solution that combines various KNX smart products like sensors, actuators, interfaces, monitors and screens to reduce the use of energy of different devices.
- Develop a KNX energy management application that integrates one or more renewable energy sources into a smart home project in the most efficient way.
- Build KNX solutions that can deal with excess energy generation by enabling the proper use of this extra energy in smart homes and buildings.

Set your own challenge to create KNX solutions for saving energy or measuring the reduction of the carbon footprint.

## Free promotion for every valid submission

A submission to the KNX Hackathon – be it a single device, a solution, or a complete project – must prove that it saves energy by using KNX in order to be valid. Every valid submission will be promoted via different communication channels, and it will be assessed by a specially appointed jury of industry experts that will choose the finalists and winners of the KNX Hackathon 2023. The jury will base its decisions on how and to what extent the submitted KNX solutions or KNX projects contribute to the reduction of the energy consumption and the carbon footprint of smart homes and buildings.

## REGISTRATION IS NOW OPEN!

The KNX Hackathon itself will take place as part of the KNXperience on the 26th and 27th of September. However, participants can already apply for their participation and start on the various challenges to get their submissions ready in time. The winners will receive the prestigious “KNX Hackathon 2023” trophy and prize money.

For more information about the KNX Hackathon 2023 and to register for the competition, please visit: <https://Hackathon.knx.org>



# KNX Awards 2022

14th Edition celebrates the most innovative use of KNX around the world. An unforgettable online celebration with proud winners from around the world.



Day by day, ambitious, creative and innovative smart home and building projects are realised with KNX. After the application period for the KNX Awards 2022, 55 top quality KNX projects were selected and nominated from the large number of applications by a top-class jury. 12 of them and 1 KNX Member ended up receiving the globally coveted trophy after being introduced by renowned laudators and then announced as the winners during the online celebration. The event was watched by thousands from the worldwide KNX Community, and for the first time, the audience could cast the deciding vote for the People's Choice Award live.

## Easily Manage your projects and its versions

The award nominees in the thirteen categories were introduced by several prime figures of the home and building industry, who had then the honour to reveal the KNX Award winners: Craig Chapman, President of KNX Australia, Siew Peng Wah, President of KNX South East Asia, Rob van Mil, Marketing & Communication expert for KNX Belgium & KNX The Netherlands, Julie Beaufils, Secretary General of EuropeOn, Roger Bou, Founding Director, IoT Solutions World Congress, Yasmin Hashmi, Editor, KNXtoday magazine, Franz Kammerl, President KNX Association, Joachim Goeminne, Professor & Researcher Building Automation & IoT/ KNX Tutor of Odisee University of applied sciences Ghent and Charles Chi, VP of Consumer Testing South China, DEKRA APAC.

## New categories, more nominees and more winners

With the KNX Awards, we put the hardworking KNX installers in the picture that portrayed their excellent knowhow in smart home and building automation with

KNX. By dividing our international categories in Smart Home and Smart Building subcategories, even more diverse achievements could be awarded. In a fast-moving and ever-more digital world, we are proud we could nominate very strong projects for another new category, innovation. It clearly shows that our KNX community sees the importance of IoT and secure solutions. For the first time, we could also hand out a trophy to a KNX Member, without their efforts in development, the KNX technology could not exist. The winner was entirely chosen by the KNX Community and we hope that this encourages our KNX Manufacturers to keep introducing their latest KNX solutions to the market.

## Worldwide projects from all types and sizes

The 2022 KNX Award projects are located in Algeria, Azerbaijan, Belgium, Brazil, France, Germany, Greece, Mexico, Portugal, Spain, Switzerland and the UAE. In addition to extensive installations (such as a the pavilions of the Expo 2020 Dubai or the Martinhal Residences in Portugal), intelligent residential buildings and educational projects are also among the award-winning projects. These include the Spanish IKNX Prime video platform and the best home projects in different continents around the world.

The 14th KNX Award ceremony took place online on the 27th of September. In addition to the trophy and certificate, each 2022 KNX Award winner received a prize of 1,000 EUR.

## The KNX Awards 2022 can be viewed on-demand on the KNX Association YouTube channel

# KNX Awards 2022: The winners

## JMS Villa in Iguassu Falls with KNX Technology

### Smart Home Award - Africa, America, Australia

During the early construction phase of this home near Iguassu Falls in Brazil, COVID-19 struck and the future homeowner was hospitalized. Because of the high uncertainties of the future, all focus was put on maximum comfort and automation inside the smart home. For being an atemporal protocol that offers freedom to choose and flexibility, KNX was paramount to the client's standard requirements.

#### Key features are:

- Full integration of KNX in and around the house
- All special requests of homeowner could be integrated, like towel warmer, mirror demister, car charger, voice assistants, etc.
- Integrations to different systems with personalised interface
- Control of all functions per rooms with 2D visualization for tables and smartphones



**Company Name:** Arqtech Automação

**Country:** Brazil

**Website:** <https://arqtechautomacao.com.br>


## Hotel Seybousse Annaba

### Smart Building Award - Africa, America, Australia

The Hotel Seybousse in Annaba, Algeria is certainly not a small building, with its 14 floors including guest rooms and suites, conference rooms, spa and fitness areas and car parks. For the renovation of this hotel, KNX was chosen as an automation system because it could be used for all needed applications. With KNX less cable was needed and ensured scalability.

#### Key features are:

- Full KNX integration in a multi-story hotel  
Unique lighting scenes of the different rooms and façade make it a sight to behold
- Individual room control and a central system supervision
- Huge number of devices to control the building functions



**Company Name:** DTEK

**Country:** Algeria

**Website:** <https://designtechnologies.dz>



# Baku White House

## Smart Home Award - Asia

Named by the integrator as the most complicated villa integration in the whole of Azerbaijan, this Smart Home needed a system where the homeowner wouldn't have the need to control anything manually. This was solved by creating a fully automated KNX installation where only scenarios needed to be selected for the whole 700 square meter villa or per room. KNX was chosen here for its flexibility and selection of devices of choice independent from the manufacturer.

### Key features are:

- A fully automated KNX home with scenes per room, for several rooms or for the full house
- Voice control of all scenes is integrated
- Automation takes weather, temperature, humidity, light level, occupancy and time of day into account
- Building Management systems like water supply and treatment, irrigation, boilers, energy metering, pool filtration controlled using KNX



**Company Name:** Okal Electric  
**Country:** Azerbaijan  
**Website:** <https://okal.az>

# Expo 2020 Dubai Pavilions

## Smart Building Award - Asia

The Expo 2020 in Dubai linked innovation and technology to offer a great experience for its visitors. KNX fits greatly in this philosophy and thanks to its flexibility, can be easily adapted for future requirements, when the site will be transformed to district 2020, a sustainable human centric smart city. The Expo site. Controlium Building Technology implemented KNX system in 10 Pavilions with seamless integration with other systems

### Key features are:

- 10 pavilions of the Expo 2020 equipped with KNX
- Integration with systems such as DMX, DALI & BACnet and interfaces for future expansion and central control
- Up to 60% energy savings for lighting and heating were achieved
- Cost-effective and future-proof use of the technology on the expo site



**Company Name:** Controlium Building Technology  
**Country:** United Arab Emirates  
**Website:** <https://www.controliumbt.com>

## La Folie Boulart by Lionel Armand

### Smart Home Award - Europe

La Folie Boulart project answered a simple question: how to integrate technology such as KNX into a historic monument in order to transform this jewel of French architecture into a connected building that meets current digital and environmental standards. This castle in Biarritz now shows that, thanks to KNX, historical buildings can be hi-tech, while preserving their original beauty and charm.

#### Key features are:

- A refined technical implementation in a historical building
- A combination of IP and RF lines to connect devices without unnecessary cabling
- Automation takes weather, temperature, humidity, light level, occupancy and time of day into account
- Each room of the castle is equipped with a tablet to control KNX automation functions, audio and video
- Technical supervision and energy metering engine



**Company Name:** Lionel Armand

**Country:** France

**Website:** -

## Complete Automation of the Administrative Centre of the Province of Namur

### Smart Building Award - Europe

The province government of Namur in Belgium needed a durable and stable system in their administrative offices, that is why they set KNX as a mandatory requirement when looking for a system integrator to convert their building into a smart one. The project was carried out by Prelude, not only integrating nearly all building functions with KNX, but also training the technical staff on site to take control of the building themselves.

#### Key features are:

- Seamless use of different KNX brands and technologies
- The building is a first phase in interconnecting 5 government buildings with KNX
- Everything is automated in this government building
- Local government is aware of the benefits of KNX and made it a mandatory requirement in the public contract.



**Company Name:** Prelude

**Country:** Belgium

**Website:** <https://www.prelude.eu>



## Smart Residence in Leon

### Energy Efficiency Award

This residential project is located in Leon, Mexico and is a true example of how sustainability and energy management can be achieved in homes with KNX. All integrations were possible with the KNX technology, which was the most important argument to use KNX in this project. The distributed system helps to separate different boards in the home. The use of renewable energy in this project ensure sustainable living.

### Key features are:

- Solar harvesting to generate electricity
- Solar power to generate hot water
- Generated energy is managed with logical functions and regulated with gas boilers and the circuit's transfer to the electrical supplies
- Integrated DALI light, DMX scenes, intercommunication and security system



**Company Name:** PROINGENIUM

**Country:** Mexico

**Website:** <https://www.proingenium.com>


## Martinhal Residences

### Innovation Award

Martinhal Residences is a luxury apartment development and hotel located in the heart of Parque das Nações, in Lisbon. The system needed to be scalable and ready to integrate with the most diverse communication protocols used in buildings. IoT is used to make the implemented solutions more efficient. KNX was the obvious choice due to its versatility, compatibility, various media options, and variety in the choice of design of equipment visible to the user.

### Key features are:

- Hotel and apartment complex combined in the KNX installation
- All systems are integrated and can be controlled through a visualization interface for building users.
- Energy and water use is measured in the whole building to be able Use of weather API, API integration between KNX and property management system and maintenance platform



**Company Name:** Projedomus

**Country:** Portugal

**Website:** <http://www.projedomus.com>




# Lebensräume Smart Home Experience

## Publicity Award

In autumn 2021, the 68th Lebensräume showroom for SmartHome/KNX solutions opened its doors in Villingen-Schwenningen. The showrooms are part of this concept, together with a Smart Home configurator for end-users, 300 partners with KNX knowledge to carry out projects, a website with manufacturer-neutral consultation and planning platform. The configurator and the Terminal planning software has an interface to the ETS software.

### Key features are:

- A showroom where end-users to show what a smart home has to offer
- A whole concept easily help end-users achieve a smart home with KNX
- Interactive ways of customers to see KNX in action
- Specialist partners linked to the system



**Company Name:** Alexander Bürkle GmbH & Co KG  
**Country:** Germany  
**Website:** <https://www.lebensraeume.info/de>


# A Medieval Castle at the Sea

## Special Award

In this Greek castle by the seaside, KNX was successfully implemented, despite the challenge of implementing all the functions with minimum cabling, because of its classic structure and narrow halls and lack of space. The house is operated with very few buttons to the shape and color of a stone. The majority of the control functions are possible only via smartphones and tablets and a use of green energy and efficiency was taken into high regard.

### Key features are:

- A green castle with geothermal energy, solar heating and solar panels.
- Electrical energy is stored in the grid and the system calculates the available "free" energy
- Minimal wiring and only few and subtle switches used to maintain the character of the castle
- Smart home control via smartphones and tablets



**Company Name:** GDS Digital Systems Ltd.  
**Country:** Greece  
**Website:** <https://gds.com.gr/>

# IKNX Prime Video

## Education Award

IKNX Prime video is a video content platform to teach design, installation, programming and everything related to the KNX world to students and teachers from technical schools. This educational project is helping students and teachers from schools without financial resources to learn KNX in an easy and simple way. With all sorts of lessons, tutorials and tips freely available on YouTube, a whole knowledge base of content is available for a very broad audience.

### Key features are:

- Hundreds of videos to teach the Spanish speaking community about KNX
- Versatile videos and topics like lessons, short tips, tutorials
- Teaching how to set up projects for real projects as well as fun fictional projects like a KNX installation in the Black Pearl or the Millennium Falcon
- Offering KNX knowledge to all who do not have the financial means



**Nominated for:** Education

**Company Name:** IKNX School

**Country:** Spain

**Website:** <https://primevideo.iknxschool.es/>

# Sports Centre Kerenzerberg

## People's Choice Award

At the People's Choice Award, the audience has the final say. With an area of over 125'000m<sup>2</sup>, the Kerenzerberg sports centre is the third largest sports centre for mass sports in Switzerland and includes 9 sports halls, 1 indoor swimming pool, various outdoor sports facilities, 94 rooms, 2 restaurants, 9 theory rooms, fitness centre and physiotherapy. In the project, all energy efficiency measures were realised by integrating the building automation with the hotel reservation system. All sensible automatisms were realised, which resulted in a significant cost reduction in the operational maintenance.

### Key features are:

- Coupling of business process with building automation
- Lighting: 80% energy savings were achieved
- HVAC: 40% energy savings were achieved
- Maintenance costs reduced thanks to the combination of KNX and EisBär



**Company Name:** Soltris GmbH

**Country:** Switzerland

**Website:** -

You can already enter your new KNX Projects for the KNX Awards 2024 via <https://projects.knx.org>





# The new SpaceLogic KNX Touch Unit. One device to control your home.

Premium materials and high quality 4" display with built-in sensors offer a wide range of uses to make your life easier



Scan the QR code to find out more



- Lights
- Blinds
- Energy monitoring
- RGB and RGBW dimming
- Temperature control
- HVAC
- Scenes
- Logic
- Air quality
- Audio

[se.com](https://se.com)

© 2023 Schneider Electric. All Rights Reserved. Life Is On Schneider Electric and Wiser are trademarks and the property of Schneider Electric SE, its subsidiaries and affiliated companies.





# KNX Standard V3.0: Bringing the internet of things to the KNX specifications.

KNX Association releases the KNX Standard Version 3.0 to its KNX Members, opening the doors to the world of IoT.



KNX Association launched Version 3.0 of the KNX Standard to its manufacturer members. This was the first major release of the KNX Standard since the publication of Version 2.1 in 2013. This new version is a big leap forward, opening opportunities for both existing as well as new KNX Members.

## KNX IoT 3rd Party API and KNX IoT Point API

KNX Standard V3.0 is the first official publication of the approved standard versions of the KNX IoT 3rd Party API and the KNX IoT Point API. In this way, Version 3.0 of the entire KNX Standard celebrates the conclusion of the work on the KNX IoT project, which started as early as 2017. These specifications open up a vast new array of development possibilities for KNX members: in addition to designing KNX products based on TP, RF and KNXnet/IP, the specifications add the possibility to interface more easily to KNX Installations via RESTful Web Services and allow manufacturers to also design KNX products using IPv6 networks, such as Thread, as a communication medium.

Of course, it is expected that the KNX IoT specifications are likely to be further improved with more features and enhanced test specifications, but this is the official starting point for members in the development of KNX IoT products.

## A new overview for application notes

Just as important is the fact that with every major release, KNX tries to improve the readability of the KNX Standard by including the application notes in the body text of the KNX Standard. Application notes are specification documents separate from the body text, which lay down system extensions and corrections to and from the body text. When all of these are integrated, all requirements are found in one single place, instead of being spread over multiple documents.

## Key areas of improvement

The KNX Standard now includes specifications for three supported media (TP, PL and RF in its Ready and Multi flavours), one common system stack (including all of the allowed profiles), security mechanisms for KNX Classic (KNX Secure), KNXnet/IP specifications and now also specifications for KNX IoT 3rd Party and Point API (including their own security requirements). Naturally, still included are updated versions of the Hardware Requirements, Certification Manual, Application Specifications, Test Specifications, Requirements for Basis & System Components and Application Specific Standards such as Logical Tag Extended and M-Bus Mapping.

## Available now for KNX Members, public release planned

Members had been eagerly awaiting a stable version, especially for the KNX IoT extensions, in spite of the fact that precursor versions had been published in previous years. For the finalisation of developments and start of certification of corresponding devices, such major releases are a must. Following publication, all members who have signed the IPR (Intellectual Property Rights) License Agreement will now be invited to come forward with any necessary patents they may hold on aspects that are explicitly described in the standard or are necessary to meet the requirements imposed by the standard. This process normally takes approximately a year to finalise.

Once the IPR process has been finalised, KNX Association plans to offer version 3.0 for download by anyone via MyKNX, not just KNX members. For further info and updates, visit [www.knx.org](http://www.knx.org)

SIEMENS



# Ready, set, touch

Now the new KNX Touch Control TC5 can do even more: It features four additional languages, a firmware update, alarm handling, and human-centric lighting. With white as its new housing color and the option of mounting the device in landscape format, you can now instantly create the perfect conditions in every room. It's time to upgrade – to the new KNX Touch Control TC5.

[siemens.com/knx](https://www.siemens.com/knx)

# How to prevent access to KNX installations

New free online training



Any communication technology is a target for hackers, and this includes home and building automation systems. The demand for smart home and smart building technology is increasing rapidly, and more and more applications and equipment are being added to installations and interconnected for remote access in order to offer a better user experience. Without proper protection, however, they can represent the most vulnerable point in an installation.

KNX Association has been keenly aware of the need for security for some time, which is why it has taken strong measures to make its systems secure, including the introduction of KNX Secure that protects installations at an internal data level and external IP level. But how do you, as a KNX professional, use KNX Secure, and what strategies can you employ to ensure solid security of the systems you install?

## How to prevent access to KNX installations

The new 30-minute 'How to Prevent Access to KNX Installations' online training from KNX Association is free of charge and is available to all systems integrators with a MyKNX account. The course is an ideal complement to the ETS eCampus and is strongly recommended before enrolling to a certified KNX Basic Course. Those who complete the course will be given an official certificate.

The course will be structured in 4 chapters:

- Fundamentals
- Hacking scenarios & KNX system configurations
- Security measures
- Security recommendations.

## Fundamentals

This chapter explores which areas are particularly vulnerable, for example systems that handle critical information such as access codes, video door phones, door/window contact status, etc, as well as remote access applications for monitoring, maintenance and remote control. It goes on to explain how KNX technology has always followed all necessary security regulations, and how KNX Secure guarantees maximum security by offering a double protection through:



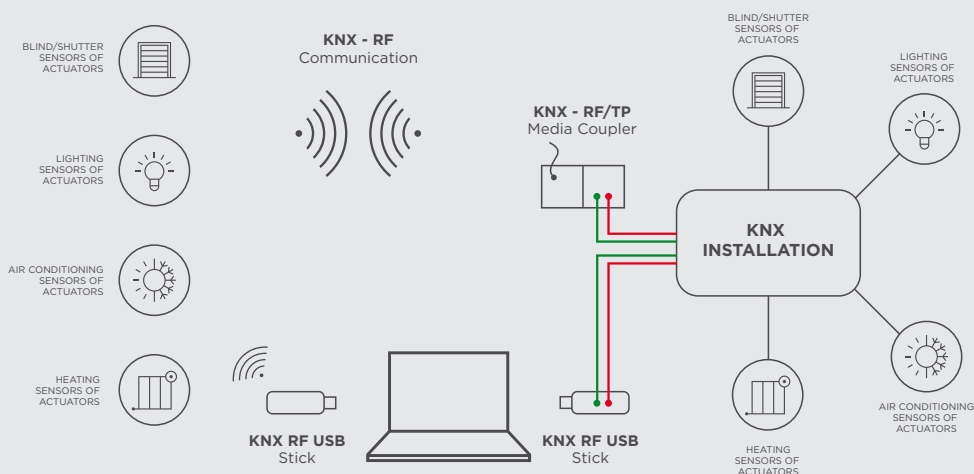
## KNX is a secure communication protocol for intelligent buildings

A KNX secure system fulfills the following requirements:

- Blocking of hacker attacks on the digital infrastructure (standardised according to EN 50090-3-4).
- Prevent data protection (with highest encryption standards according to ISO 18033-3, such as AES 128 CCM encryption).
- Double protection over all transferred telegrams.



## SYSTEM COMPONENTS



With KNX RF installations, since physical protections cannot be used to prevent access, the mechanisms used for the KNX communication must be protected.

## Potential risks & KNX system configurations

This chapter examines different potential risks and strategies to deal with them. It looks at preventing unauthorised access, whether physical or electronic for different types of design and installation, including:

- A KNX twisted-pair (TP) cable installation without any Internet connection.
- A KNX TP installation connected to the Internet through a physical connection to a computer (normally via USB) that acts as gateway.
- A KNX TP installation connected directly to the Internet through a router.
- A KNX RF installation.
- If you have a KNX IP backbone and other IP networks, use VLAN separation and allow communication only via a suitable firewall.
- Avoid the unauthorised access to the bus cables with physical protection.
- Set a strong password in the ETS Project to protect the configuration.
- Set a strong password for your router.
- Use firewalls to manage the IP communication.
- Use VPN connection for Internet access.
- Disable Multicast address and port 3671 (ETS). Set the authentication in visualisation services and
- redirect the port 80 for it.

## Security measures

This chapter covers the security measures recommended for TP installations, IP installations and installations with Internet access. It also explains how to limit unwanted communication through couplers and routers, how to protect unwanted configuration reading/modification, and how to protect runtime communication.

## Security recommendations

This section summarises the steps that can be taken to secure your KNX installation, including:

- If an installation is linked to Internet, the use of a VPN tunnel for accessing is an absolute MUST.
- When using a KNX Secure tunnelling, use the strong passwords suggested by ETS and do not replace them with weak ones.
- Special attention is needed for installations in public areas without any surveillance - even a wired KNX system can be vulnerable to attack.
- Installations using wireless communication are completely out in the open. The use of KNX Secure with this medium is highly recommended.
- If you have a KNX IP backbone and other IP networks, use VLAN separation and allow communication only via a suitable firewall.
- Avoid the unauthorised access to the bus cables with physical protection.
- Set a strong password in the ETS Project to protect the configuration.
- Set a strong password for your router.
- Use firewalls to manage the IP communication.
- Use VPN connection for Internet access.
- Disable Multicast address and port 3671 (ETS). Set the authentication in visualisation services and
- redirect the port 80 for it.

## Registration

To benefit from the full course, register free of charge by going to your MyKNX account and following the link to the "Online Courses".



# ETS6

## A CLOSER LOOK AT THE LATEST NEW FEATURES

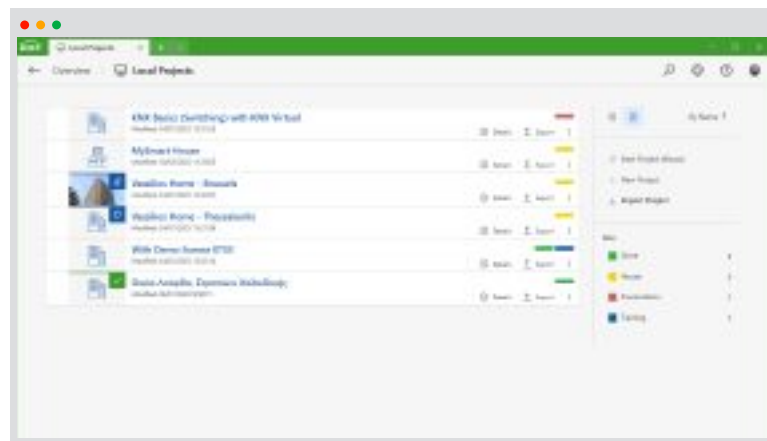
Even smarter, more secure and more open: ETS is the only tool needed to integrate +8000 KNX products offered by +500 manufacturers. ETS6, the latest version of the popular professional KNX tool for automating smart homes and buildings, was officially launched in September 2021. This next generation of the “Engineering Tool Software” (ETS) for smart home and building projects based on KNX has since been in constant evolution with new functions added on a regular basis to ensure a seamless KNX project integration. In this article we highlight the most important new features from the latest versions.

### Increased flexibility with Cloud Licensing

With many integrators being on the road, programming at customers’ sites, a USB dongle was not always considered an ideal solution, with the risk of damaging or losing the small USB-device. Computers are also becoming more compact, with less USB-ports available. That’s why ETS6 version 6.0.5 introduced the cloud licensing model as a new option in addition to the existing dongle license for the ETS6 software. With the Cloud model, you can now license your software from anywhere by connecting to the Cloud via your MyKNX credentials upon opening ETS for the first time on a device.

### Easily Manage your projects and its versions

When KNX projects professionally on a daily basis, after a while you might be struggling to keep a clear overview on all projects. Especially when multiple integrators in your business are working on the same projects. ETS6 now offers a list view of all your projects, next to the existing tile view, a convenient option for integrators with many stored projects. The dashboard now also better indicates when you are in archive mode or in your local projects.



*New list view of projects in ETS6*

The software tool now offers several handy new functions in the project archives to deal with different project versions. If you have unwanted project versions, you can now instantly delete the specific version in an easy way or pin the version you are working on. When importing project files, ETS will cross-check if other versions of the same project are stored. If there are any conflicts, you can opt for a basic or an extended project compare to get an overview of all elements that have changed, with available details and filter options.

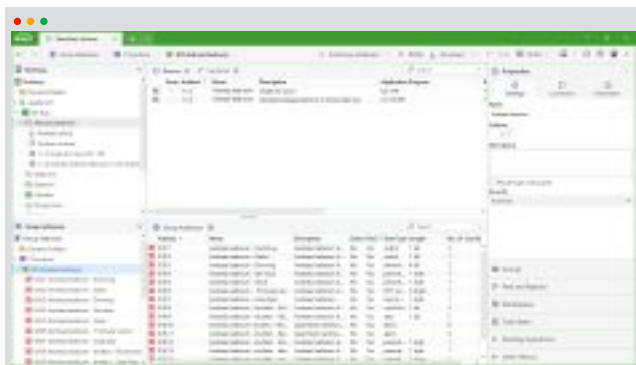


Compare the differences in your project versions

You now also have a linked folders window in the project archive view. Here you can create links between folders to list them in the exact same way as the archived projects from the root folder.

## A redesigned project workbench to lift the user-experience

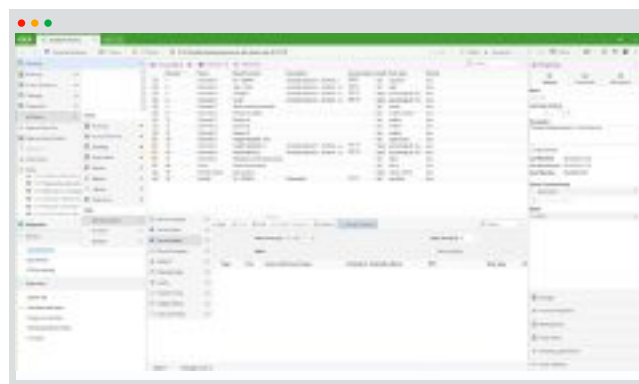
The project workbench has gotten a huge overhaul in its latest version. The introduction of a breadcrumb navigation makes it a lot easier to go to the previous steps in your ETS6 window. When working in specific tabs, the same functions are often used. To more easily access the most frequently used features, fixed features are now offered for e.g. device download, project details, undo action,...



A completely redesigned project workbench

Context tabs (like group objects, parameters, devices, etc.) have now also been moved on top of the window for a more convenient use. In ETS6, you can now also find the new sidebar container “Groups”. Now when linking group objects with group addresses, you can instantly see functions group addresses without being prompted with a new window that prevents using any other ETS feature.

You can also further customize your view with the newly added panel selector function, which allows you to easily add and exchange tabs in the same panel, open in the same window or as a new tab. Most used panels can be marked as ‘Favorite’ and certain panel actions have been added, like close, move up/down, as new tab etc.



Customise ETS6 with the panel selector

These are just a few of the highlights of the latest few ETS6 releases to maximise your user-experience and efficiency when working with ETS6. The highlighted functions are part of updates 6.0.5, 6.0.6 and 6.1.0. These updates are free for ETS6 licensees and can be downloaded directly when starting the software. For complete release notes and more information about the newly introduced functions, visit <https://support.knx.org>





Smart home and building solutions.  
Global. Secure. Connected.


# +500 Members in 45 Countries




# NEW PRODUCTS

## KNX Product Award Winner: Touch Control TC5 by Siemens AG

For the first time, the KNX Community could also vote on their favorite new KNX Product, with the Touch Control TC5 as a clear winner. The new KNX Touch Control TC5 unites elegant and modern design with intuitive operation and extensive customization options in a 5" touch panel. The elegant combination of high-quality aluminum and glass panel together with the sophisticated and slim design make the TC5 the perfect match for any room situation. But the TC5 comes with more than just good looks: an integrated temperature sensor and the huge range of KNX room control applications provide users with exactly the options they need to create optimum room conditions. The password protected device uses embedded proximity sensors for automatic screen activation or deactivation and an LED indication bar as orientation light and to inform about alarms or when the device is in KNX programming mode.

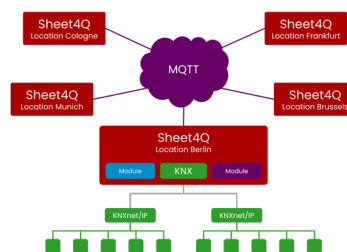


Contact: <http://www.siemens.com/tc5>

## Sheet4Q - Connecting KNX networks

**4ba GmbH** - The modular software system Sheet4Q is the solution for bringing together heterogeneous KNX networks. The bus access works via KNXnet/IP. The data is exchanged via MQTT. This is optionally also possible over the cloud in end-to-end encrypted form and allows connection across several locations. Configuration using spreadsheets enables efficient and convenient setup through the use of formulas and macros. Data packets can be filtered, converted and linked in a simple and fast way. Sheet4Q can be supplemented with further modules for systems from building and industrial automation.

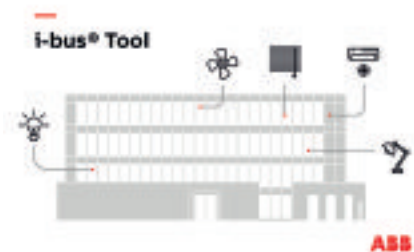
Contact: <https://4ba-gmbh.de/>



## Integration of switch actuators

**ABB** - Switch actuators are the essential component in a KNX system for switching and controlling loads by turning circuits on or off. To provide support for the wide KNX portfolio, ABB provides an innovative service and commissioning tool, the ABB i-bus® tool. The tool provides system integrators with improved device supervision, faster commissioning and maintenance and comprehensive energy management. The integration of the new switch actuators into the ABB i-bus® tool will also provide system integrators with a quick and easy overview of device status, activated device functions and parameter settings during the commissioning of KNX installations.

Contact: <https://new.abb.com>





## Aidoo KNX Air-To-Water

**AIRZONE** - Integrate your air-to-water unit into KNX with the simplest communication interface. Thanks to its compatibility with ETS5 software, you can easily configure Aidoo and control all the unit's features using any other device connected to the KNX system. Aidoo Air-to-Water by Airzone for KNX systems ensures the highest standards of quality and efficiency in projects. We have worked with the industry's leading manufacturers to design the most efficient interfaces using their protocols. Our expertise in control solutions has enabled us to create our newest product, Aidoo KNX Air-to-Water. Direct connection with the unit. Full 2-way communication with confirmed status and commands. Aidoo KNX communicates with manufacturer-specific protocols.

Contact: <https://www.airzonecontrol.com>



## Lebensräume SmartHome Configurator

**Alexander Bürkle GmbH & Co. KG** - The Lebensräume Configurator (Awarded with the KNX Award 2022) and Terminal® are web-based planning tools for electrical installations. Both tools allow you to plan KNX projects. The graphical user interface of the Lebensräume Configurator is design-oriented, as it is geared towards the use of end customers. Terminal, on the other hand, has a technical tabular structure and is available to you for detailed planning. Together, the tools offer you planning security - both in the first consultation, where you can already make a binding price statement, and in the further detailed planning. The project is handed over digitally and via standardized interfaces.

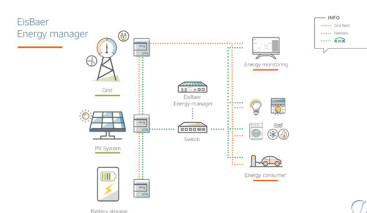
Contact: <https://www.alexander-buerkle.com>



## EisBaer - KNX energy management system

**Alexander Maier GmbH** - The EisBaer Home Energy Management System (HEMS) offers a KNX solution to efficiently distribute, store and use energy. The HEMS controls the distribution of the electricity it produces. All producers (e.g. the photovoltaic system) and consumers (heat pump, electric car, solar power storage, household appliances, etc.) are coordinated by the intelligent EisBaer algorithms with solar forecast and current electricity prices and executed by the intelligent KNX technology in such a way that electricity costs are minimised and independence from the energy supplier is increased. The EisBaer HEMS controller also visualises data from solar power systems, storage batteries, electricity, gas and water supplies for a better overview and control of energy generation and consumption.

Contact: <https://www.busbaer.de/en>



## PS100: Your better life

**APP TECH S.r.l.** - Have you heard about the easiest way to improve your quality of life? PS100 software is the latest KNX-related technology on the European market which allows any building you are spending time in to be smarter and more sustainable. Our staff in the Italian headquarters App Tech can create tailor-made solutions according to your needs, and can even be integrated with your existing ones. UX is mobile-friendly and provides access to an easy-to-use portfolio of functions: data analysis, cost management and energy saving, security, access control and macro-micro supervision.

Contact: <https://www.apptechsrl.it>



Make your home smart  
and sustainable

EV  
charger:

Blinds:  
OPEN

Temperature:  
LIVING ROOM 21°C

# Wiser KNX Home Energy Management System

Get energy awareness and control your home with the Wiser KNX app

- Energy consumption history
- Insights to see where your energy is consumed the most
- Tariff management
- PV inverter and battery integration
- EV Charging



Scan the QR code  
to find out more



se.com

## Apricum Line Coupler MECps640

**Apricum d.o.o.** - The MECps640 is the first KNX line coupler that has a 640 mA PSU integrated to power its connected subline. Moreover, this special coupler is the same size as standard line couplers. One device instead of two devices per subline - only 2 units of space on the DIN rail - more compact KNX projects. This makes the MECps640 perfect to use for extending existing installations. Especially when available space in the distribution cabinet is rather limited. Furthermore, installers that use the MECps640 instead of other line couplers have less effort when considering storage, transport and cabling. The MECps640 has all the common features and functionalities of the Apricum MEC coupler series.

Contact: <https://www.apricum.com/mecps640>



## SK80-F Level Measurement System US/HS US/HS

**Arcus-EDS GmbH** - With an ultrasonic or hydrostatic sensor, the SK80-F measuring system captures the filling and water levels in water cisterns or oil tanks of different shapes. The measurement of the filling and water levels is based on a runtime measurement of the ultrasonic impulses. The hydrostatic sensor captures the pressure of the water column above it and calculates the level from it. The conversion of levels into content takes place internally based on the entered tank geometry. Tank parameters can be entered on the device on-site. Alternatively, all values can be parameterised in the ETS. The current measured values are available in the KNX bus and are shown locally on the display.

Contact: <https://www.arcus-eds.de/en/phys-chemmetrology/fill-level>



## KNX Presence Detector

**AUREX INDUSTRIES INC.** - This KNX presence detector OS-464i-KNX contains both a PIR motion sensor and a brightness sensor. It provides a 360° detection angle and a wide detection range of up to 30 metres diameter, and it can handle all ceiling installation situations, including spring clips, flush mounting and surface mounting with one product. The control parameters such as lux, time, sensitivity, standby light illumination value and standby time are not only configurable by ETS, but can also be made fast and easy through its associated IR-11KNX remote control.

Contact: <https://www.aurex.com.tw>



## PD2N-KNXs-OCCULOG®-DX

**B.E.G. Brück Electronic GmbH** - B.E.G. presents a new KNX generation solution that provides interesting innovations in addition to the proven functions of the previous models. The new KNX multi-sensor can record and transmit no less than nine parameters to the KNX bus. Ideal for where many people share the same room, it shares the room climate details to ensure a safe and healthy work environment. The PD2N-KNXs-OCCULOG®-DX is our multi-talented solution for building automation. The ceiling sensor also measures air quality, humidity and is also a temperature controller.

Contact: <https://www.beg-luxomat.com/>





## B3 International guarantees superior quality cables

**B3 International** - B3 International's KNX cable C1220 (also known as TP1 in the KNX world) is made up of two twisted pairs of solid, bare copper conductors with an overall PET tape followed by an aluminium foil screen with a tinned copper drain wire in longitudinal contact with the foil and oversheathed with a green LSZH jacket, compliant to IEC 60332-3-24, IEC 60754-1/2 and IEC 61034. The product shows excellent headroom figures on capacitance, resistance and on attenuation figures. The cable is tested and compliant for use in KNX systems.

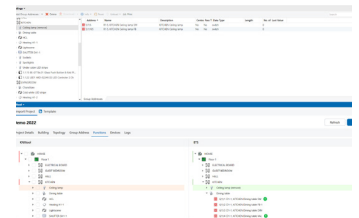
Contact: <https://www.b3cable.com>



## The KNXtool ETS APP

**BEMI Automation** - With the new updates in the KNXtool APP, it has never been easier to work with ETS functions. When you are planning the KNX project in the web application, you can automatically create ETS functions and KNX group addresses. These functions are then imported into ETS in the building view, which makes KNX programming much easier and faster. The KNXtool APP colour codes change for group addresses and functions to visually verify if they have changed and lets you update only selected parts. It even shows you the used group addresses and prevents you from updating any group addresses that are already linked to an object.

Contact: <https://www.bemi.fi/knx-management-tool/>



## KNX hotel numeric keypad

**Blumotix srl** - Qubik-doory is an intelligent numeric KNX keypad for access control. It's a glass touch device, backlit and equipped with a proximity sensor. It's dedicated to the hospitality market as it provides as standard the functions "Do not disturb" and "Make up room". Black or white, horizontal or vertical, it supports 1000 different codes on board. It allows room access management via a numeric code without the need for a key or magnetic card. Combined with Qubik-doory, a glass KNX touch panel is to be installed inside the room, for the activation of functions and in direct communication with hotel reception.

Contact: <https://blumotix.it/en/doory-capacitive-glass-keypad-for-access-control/>



## BSMART Infinite Touch Screen

**BSMART** - Elegant and refined. The compactness that adapts to your style. Available in 3 colours: black, silver and brown. Resolution of 480 x 480; Display 10 pages; Integrated multifunction including dimming, switch, scene, curtain, air conditioning; Support text, icon, layout; Text support customisation and built-in temperature and humidity sensor; Support laser function and human body sensing; High-grade aluminium frame; Dimensions: 85 x 95 x 36mm.

Contact: <https://www.bsmart-knx.com/>



# theben

## Looks great, works great iON KNX button and room controller for KNX building applications

With iON push-button sensors and room controllers, a wide range of functions in any KNX-based Smart Building can be controlled simply by pressing a button. All products have an integrated temperature sensor and support KNX Data Secure.

The iONplay app enables convenient operation of the iON 108 KNX room controller via Bluetooth and is perfect for meeting rooms or hotel rooms.

Further information on [www.theben.de/ion-en](http://www.theben.de/ion-en)




NOW  
ALSO IN  
BLACK  
& SILVER!

## KNX IoT Development Kit

**Cascoda** - Cascoda's KNX IoT Development Kit provides everything you need to drive digital transformation & services from your KNX technology. The Development Kit features a KNX IoT router, integrating Thread, PoE, Ethernet & Wi-Fi connectivity, and a KNX IoT Development Board. The Development Board adds Cascoda's certified Thread module, ultra-low-power modes, programmable buttons & LEDs, E-Paper display integration and a library of sensor & actuator plug-in boards, to develop your KNX IoT solution. Cascoda, as the developer of the open-source KNX IoT stack & with 12 years of industry-leading knowledge in digital transformation, is here to help you all the way to production & beyond.

Contact: <https://www.cascoda.com/>



## Jigsaw Server's new features

**ComfortClick** - ComfortClick's Jigsaw multiprotocol KNX server now comes with new features. With the latest update, Jigsaw enables remote KNX programming via ComfortClick cloud. It now also supports HomeKit, which means integration with any HomeKit device and the use of Siri for voice control are possible. All the previously supported systems are also still there: BACnet, Modbus, MQTT, Google Assistant, Amazon Alexa, Sonos, Denon, Philips Hue, IP cameras, TCP/IP devices, etc. ComfortClick enables the design of a custom user interface, logical operations, scenes, and schedules.

Contact: <https://www.comfortclick.com>



## Room Controller: Switching & dimming actuator

**DINUY S.A.** - DINUY launches a new and innovative multifunction actuator, IR KNT 044, which incorporates on/off, shutter and fan coil channels as well as dimming channels. Besides the 4 switching channels, this new device incorporates up to 4 dimming channels for LED strips, which can be configured as 4 independent channels or 1 RGBW channel. In addition, it incorporates up to 12 analog/binary Inputs, with the chance of lengthening the cable of the binary inputs up to 200m. The keypad allows every single output to be controlled manually. It also includes 8 binary logic functions, central control, 4 heating/cooling thermostats. This new actuator has been designed to be installed in residential buildings, offices or hotel rooms.

Contact: <https://www.dinuy.com/en/>



## Ikon Server

**Domotica Labs** - IKON SERVER is the ultimate multiprotocol web server for connected buildings, with native support for KNX. Control your building with apps and web browser, locally or remotely, with free and unlimited cloud remote access, or by voice, thanks to native integration with Alexa and Google Assistant. Import ETS projects and easily create graphical pages, scenes, schedules, notifications, maths operations and advanced logic functions with the integrated LUA engine (both scripting and graphical editor supported). Monitor the energy consumption and log history trends of any entity, both locally and on the cloud, and generate flexible data analysis reports. 100% made in Italy by Domotica Labs!

Contact: <https://www.domotalabs.com>





## EAE's Mona Hotel - GRMS Series

**EAE Technology** - EAE Technology's Mona product family consists of touch glass panels with unlimited configuration options. This includes the DND-MUR panel, thermostat, switch, card holder and sockets (EU, BS, Modular). The card holder of the Mona range is compatible with 1K-2K-4K and ultralight RFID cards as well as 6 switching button options. The thermostat block has 6 switching button options. All of the buttons and thermostat LCD are RGB and switching buttons have press functions. EAE's web configurator allows system integrators to configure the product easily online.



Contact: <https://www.eaetechnology.com/en/mona-product-families/>

## KNX multi-sensor presence detector - Space BLE

**eelectron SpA** - Eelectron KNX Space BLE Sensor PD00E13KNX is a smart sensor that combines information on presence, brightness, humidity, temperature, and sound. It integrates the "Utilisation function" which enables functionalities for mapping space status and usage/availability and the "Occupancy function" which detects useful data related to the intensity of the activity within the monitored areas. It's also equipped with an antenna with beacon BLE (Bluetooth Low Energy) and an eLock input option. The eLock input allows the integration with the plug-in, wireless door lock system interface, for the detection of door opening/closing data of up to 8 doors.



Contact: <https://www.eelectron.com>

## Signum

**Ekinex s.p.a.** - The EK-EV2-TP "virtual" push-button. The 2.65" IPS RGB borderless display with haptic feedback can be configured to manage up to 12 buttons, thermostat functions with an integrated sensor and an audio control page. Each button can be customised after installation via a dedicated mobile Bluetooth application. The proximity sensor integrated into the front panel (to be ordered separately) provides visual comfort at night. Configuration and commissioning of the devices are carried out using the ETS® software and Bluetooth mobile application.



Contact: <https://www.ekinex.com/en/>

## Indicator for Air Quality

**Elsner Elektronik GmbH** - Cala KNX IL is a coloured light for installation in standard 55mm switch ranges. The light field of the flat device lights up green, yellow or red. This can be used to display the room occupancy, for example, or to visualise other messages and warnings. When switched off, the glass surface in the switch frame integrates unobtrusively into the interior. A special area of application is the display of room air quality. For this purpose, the Cala KNX IL CO2 indicator light is available with an integrated sensor that switches the light field from green to yellow to red depending on the CO2 value.



Contact: <https://www.elsner-elektronik.de>



## GVS KNX Button Smart 3-gang with display, 55mm

**Guangzhou Video-Star Intelligent Corp., Ltd** - GVS KNX Button Smart 3-gang with display is a cost-effective, multi-functional smart panel that combines pushbuttons and display and offers a wide variety of KNX functions. Small in size but with huge functionality. For push-button control, it supports up to 3 pages, with 4 buttons per page of full KNX functions including switching, dimming, RGB & RGBW control, shutter/blind control, scene control, value sending, shift register, multiple operation, 8 group event and 8 logic functions. For thermostats, it supports air conditioning control (fan coil & VRF), underfloor heating and ventilation. In addition, the device also supports background music control with lyrics display.

Contact: <https://www.gvssmart.com>



## IN-701 KNX

**HMS Networks** - Intesis® 700 series for protocol translation, a new concept that breaks the old reliance between hardware and software. This concept allows you to combine multiple protocols in one hardware platform and select the application for your project using MAPS. The process is called late configuration. This gateway has communication interfaces compatible with KNX, BACnet, Modbus, and ASCII, allowing you to choose the combination later in the configuration phase. The available options are KNX - Modbus Server, Modbus-KNX client, KNX - BACnet server, BACnet - KNX client, and KNX - ASCII server, offering versions depending on the number of variables/points to be integrated, supporting from 100 up to 3000 points.

Contact: <https://www.intesis.com/products/700-series/pt/in701-KNX>



## The fastest and most powerful KNX server

**Ilevia** - Ilevia X1 is the server for local and remote management and control via mobile and desktop devices of KNX-based smart installations such as villas, apartments, hotels, offices and factories. Thanks to a new software version with a renewed ETS project import tool, the Ilevia solution absolutely reconfirms itself as the fastest system in the world for creating visualisation for KNX systems. What makes the Ilevia system unique is the total lack of limitations for the management of KNX group addresses. Ilevia also supports KNX Secure. In addition, all previously supported systems are still present: Google Assistant, Amazon Alexa, Philips Hue, Shelly, Satel, Tecnoalarm, Inim Electronics alarms, Dahua, Ganz, IP cameras, IRTrans and TCP/IP devices, Vivaldi, Onkyo Pioneer, Samsung, Denon multimedia systems.

Contact: <https://www.ilevia.com>





## VIIP7 – Screen + SIP intercom

**Ingenium - BES KNX** - VIIP7 is an all-in-one KNX touch screen with a web server embedded for remote control via iOS/Android apps, and also with SIP support which allows the screen to also act as a video intercom, offering call forwarding to mobiles when connected to a network with a third-party SIP outdoor unit. It has a 7.1" TFT, and is available in different hardware versions depending on the number of Ethernet ports. There is also a special concierge version. It is possible to visualise KNX projects by plans or by rooms (fully editable and configurable by the user), and it also supports scenarios, yearly timings, technical alarms and push notifications as well as scripting support for advanced programmers.

Contact: <https://besknx.com/website/en/products/viip7/>



## Web server with SIP support

**Ingenium - BES KNX** - DS202020 is a KNX web server for local and remote control via iOS/Android apps of a KNX installation, with SIP support which allows it to act as an intercom, offering also call forwarding to mobiles when connected to a network with a third-party SIP outdoor unit. This is the DIN rail version of the VIIP screen series, and it includes different network adapters: Wi-Fi and Ethernet besides the native connection to KNX. It is possible to visualise KNX projects on tablets and/or smartphones by plans or by rooms (fully editable by the user), and also special visualisation for laptops. It also supports scenarios, yearly timings, technical alarms and push notifications as well as scripting support for advanced programmers.

Contact: <https://besknx.com/website/en/products/ds202020/>



## Interra KNX Dimmer Actuators

**Interra** - Interra KNX Universal Dimmer can generate 250W output power from each channel and drive R, L, and C loads. It has temperature protection, short circuit protection, error notification with channel LEDs, load presence detection and load type detection. Main features: Automatic load recognition based on ETS configurations. Incandescent lamps, low voltage and high voltage halogen lamps. Ability to control dimmable LED retrofit lamps and dimmable compact fluorescent lamps. Dividing the dimming curve into 5 zones and adjusting the dimming speed of each zone separately.

Contact: <https://interratechnology.com/>



## Interra Daikin Sky AC - KNX Gateway

**Interra** - Interra Daikin Sky AC - KNX Gateway is an air conditioner gateway used for monitoring and controlling all the functioning parameters of Daikin Industries air conditioners via the KNX bus line. It provides complete bidirectional integration to Daikin Sky & VRV air conditioners. It includes 4 logical advanced parameters - each logical parameter has up to 4 inputs and can be configured as AND, OR & XOR - and 8 advanced converter parameters. Logic and converter parameters can be used for energy savings, configurable scenes, temperature limits, etc. It also provides error notifications.

Contact: <https://interratechnology.com/>



## ETS Remote from iRidi

**iRidi** - What is the main difference between using the ETS Remote online service and VPN or port forwarding? No need to spend time setting up - it starts in a few clicks. KNX equipment will not be hacked - the connection is secure. The licence to use the online service can be included in the bill to the client. An important condition for using ETS Remote is the presence of an iRidium Server UMC with TPI in the project. Simple, easy and efficient.


Contact: <https://iridi.com/>



## Push-button interface with programming lock

**Lingg & Janke OHG** - Do you have an old KNX/EIB installation that is to be connected to the internet and doubt whether it is secure against hacker attacks? Conversion to KNX Data Secure or IP Secure is out of the question for cost reasons? With the new Lingg&Janke push-button interface 4 fold Secure this is no longer a problem! Because when its programming lock is activated, neither download nor upload can take place on this KNX line. Any access to a KNX device, no matter how old, is reliably prevented. One such pushbutton interface per line segment protects the system. TS4FL-2-PS-SEC programming lock 79883SEC.

Contact: <https://lingg-janke.de/en/>



## KNX meets Lithoss designed switches

**Lithoss** - KNX & Lithoss. RGB LED feedback: several LED colours are possible per button depending on the selected function or scene. Hotel functionality: reduce the intensity of your feedback light at night to get an undisturbed night's sleep. Save time in your programming by selecting the ready-made options "Do not disturb" & "Make up room". Temperature measurement: a temperature sensor is still fitted as standard on the circuit board, so you do not need to add any extra accessories to your switch to measure the temperature.

Contact: <https://www.lithoss.be/en>



## KNX Secure 4-Fold Dimming Actuator

**MEAN WELL** - The KAA-4R4V-S dimming actuator is a 4-channel device with high-quality, independent latching relays. A DC 0(1)-10V signal is used to perform the dimming on the connected LED driver at each channel. The dimming curve can be adjusted to the linear or logarithmic mode, which is suitable for all kinds of luminaires and used with sensors or input devices in buildings. The dimmer is powered via KNX, so it doesn't require any additional power supply. KNX Data Secure is equipped, supporting and offering protection against manipulation in building automation. Furthermore, KAA-4R4V-S relays support shutter/blind control, provides flexibility in building planning. Compact design with 4 units (72mm) wide makes it suitable for quick and simple installation.

Contact: <https://building.meanwell.com/>



## SpaceLogic KNX 7" IP Touch Panel

**Merten** - The SpaceLogic KNX IP 7 Inch Touch Panel is a 7 inch touch screen with a horizontal or vertical orientation. The touch panel offers a wide range of functions to control your installation. The touch panel is equipped with an embedded application making configuration easy and fast. The solution is designed to work with Wiser for KNX and spaceLYnk logic controllers. This touch panel exists in a black version (reference = MTN6260\_7760) and a white version (reference = MTN6260\_7770). The Wi-Fi connectivity makes the installation of the touch panel easier and also provides freedom in terms of the installation location.

Contact: <https://se.com>



## NETx Multi Protocol Server

**NETxAutomation Software GmbH** - The NETx Multi Protocol Server is a software solution that allows you to connect your KNX project to other systems and technologies. In addition to various field-level interfaces (e.g. Modbus, BACnet, SNMP), hotel management systems (Fidelio/Opera, Protel, Infor, CharPMS) and access control systems (VingCard, Kaba, Salto) are supported too. Using the built-in logic engine (LUA scripts and/or graphical functional block programming), missing control functions can be implemented. The NETx Multi Protocol Server is also an OPC DA and OPC UA as well as a certified BACnet/IP server. Various web services and IoT interfaces like KNX WS, oBIX and MQTT are provided too.

Contact: <https://www.netxautomation.com/>



## YOUVI Update 4.4

**PEAKnx GmbH** - PEAKnx has released update 4.4 of the KNX visualisation software YOUVI and presents 5 innovations: via the energy monitoring widget, energy flows can be tracked live and can be viewed by residents at any time. The widget shows power fed into or taken from the grid, self-generated power from the photovoltaic system or power currents in the house battery and vehicle. Furthermore, KNX ventilation systems can now be integrated. Offline voice control with ProKNX Aragon and the control of IKEA Tradfri devices is also now possible. For system integrators, the update offers the new project editor. With it, projects can be efficiently checked and post-edited after the ETS import.

Contact: <https://www.peaknx.com/>



## ARAGON, IoT voice assistant

**ProKNX SAS** - ARAGON combines privacy, security and interoperability, making it the ideal complement for the sophisticated home. What's said at home, stays at home. Speech recognition works entirely on the device without a connection to the cloud. The IoT functionalities also provide unprecedented compatibility with IP network devices. These can even be integrated into the KNX installation, and thus evaluated, operated or queried. From the LED lamp to the motion detector and the TV, ARAGON is the link between KNX and the intranet. The support of the new KNX IoT 3rd party standard now additionally enables voice operation of many KNX servers without any configuration.

Contact: <https://www.heyaragon.com>





## SpaceLogic KNX 4" IP Touch Unit

**Schneider Electric** - The SpaceLogic KNX 4" Touch Unit combines the functionality of a thermostat and a multi-functional pushbutton with the intuitive operation of a smartphone or tablet: the screen is made of glass for a natural feel and robustness. The Touch Unit lets you select up to nine windows for the main menu and up to six functions per window. You can also personalise the device's screensaver and background image. An in-built proximity sensor wakes the screen up when it detects your presence. Create the perfect ambience at home: adjust the light colour, temperature, and brightness, close the blinds, change the room temperature, and play your favourite music – all within one smart interface.



Contact: <https://se.com>

## Thermal drive actuators N 605D41 & RL 605D21

**Siemens AG** - The new thermal drive actuators are used to control electrothermal actuators for heating and cooling systems. They have six valve outputs and six internal room temperature controllers (N 605D41) or two valve outputs and two internal room temperature controllers (modular device RL 605D23) in a single device, which contributes to simple and, in particular, cost-effective temperature control. Like all KNX rail-mounted devices, they feature a harmonised device concept, maintenance-free terminals, test contacts and an easy-to-use direct front panel with status LEDs on the front of the device. They can be installed centrally or decentralised and therefore offer maximum installation flexibility.



Contact: <https://www.siemens.com/knx>

## SIN.GBOX | Gateway Equobox / KNX - Modbus

**SINAPSI SRL** - G-BOX is a gateway for transferring data acquired in the field from EQUOBOX RTUEVO1T (SIN.EQRTUEVO1T) and ALFA metering systems to KNX / Modbus. It allows the integration via standard field bus of metering/energy consumption data, necessary to allow access to SUPER BONUS 110 to home/building automation as a trailed intervention. The device for DIN rail installation is equipped with a web interface that can be consulted locally and/or remotely. Through the latter, it is possible to configure the device. The user can carry out the configuration quickly and easily without necessarily having to know any functional details concerning the metering system or ALFA.



Contact: <https://www.sinapsitech.it/en/>

## KNX-JEMA interface

**SUMAMO** - JEMA is a Japanese electric standard established about 25 years ago, and although it is widely used in Japanese equipment, it is still not well known overseas. Therefore, there was no KNX device compatible with JEMA in the past. However, JEMA was used in many projects related to SUMAMO, and in order to eliminate the inconvenience of connection and wiring, we decided to develop a gateway between KNX and the JEMA standard. JEMA terminals are installed on various Japanese devices such as air conditioners, floor heaters, electric locks, boilers, shutters, and intercoms that can be found in every home.



Contact: <https://sumamo.co.jp/>

## TAPKO Segment Coupler MECip-Sec

**TAPKO Technologies** - The latest version of the IP Secure Router MECip-Sec supports the Segment Coupler extension and is already available as an OEM product. As announced in the presentation of the ETS6, KNX projects can be set up in a much more simple and free manner - when segment couplers are used together with the new ETS software. In particular, now you can add segments with filtering and to assign addresses to routers and couplers with greater flexibility. The advantage is that projects that consist of numerous separate sections can be planned and realised. In particular, the MECip-Sec is ideal for easily connecting a large number of TP sections via IP.

Contact: <https://www.tapko.de/mecip-sec>



## Solo+ monitors air quality

**tci GmbH** - In addition to comfort and energy efficiency, air quality is also an important topic in smart homes. For this purpose, the smart switch solo+ offers a high-grade air quality sensor. It records the entire room climate with volatile organic compounds (VOCs), room temperature, relative humidity and air pressure. solo+ fits into two standard flush-mounted boxes and can be configured via ETS. It enables intuitive control of all functions in a room - such as light, shade, climate, entertainment or access control. Whether in a smart home, office, hotel room or conference room - thanks to the optional flush-mount housing, installation flush with the wall is possible.


Contact: <https://www.tci.de/en/building-automation/room-control-solo/>



## Top design switches - Serenity and Velocity

**TENSE BVBA** - As a Belgian designer and manufacturer of elegant design switches, room controllers with OLED display and motion detectors, we are constantly looking for innovating opportunities. Our newest KNX product is a new state-of-the-art switch, and is two-fold. It contains the Serenity and the Velocity. The Serenity and the Velocity are mechanical switches with 1, 2 or 4 buttons with a click feedback and can also be operated by a single, double or multi-click. These switches are available in all kinds of metal materials and are ideal for customisations such as engraving, lasering or printing. These are all hand-made products, hence making every switch unique.

Contact: <http://www.tense.be>



## SM 4 KNX switching/dimming actuator

**Theben AG** - With the SM 4 KNX switching/dimming actuator, control and relay outputs can be used flexibly. The control outputs are suitable for active (0-10V) and passive control (1-10V), as well as for mixed operation. In its function as a dimming actuator, the SM 4 KNX supports the control of colour and colour temperature. It supports secure communication according to the KNX Data Secure standard. Commissioning and programming in ETS is intuitive and requires no additional tools or ETS app.

Contact: <https://www.theben.de/en/sm-4-knx-4940310>



## Thinknx Trendline

**Thinknx** - Alongside the existing professional line of servers, Thinknx introduces Trendline devices. The perfect entry-level solution born to meet the needs of different scenarios such as residential buildings, small apartments or the hospitality sector. A simple configuration and the advantage of being fully customisable by the end-user including favourite pages and intuitive widgets make the Trendline a key to smart automation. It consists of three devices: K, K2 and Piccolo. The first two embed stand-alone servers to control the KNX plant. The Piccolo instead operates just as a client. Temperature and humidity sensors enable all of them to be used as a thermostat.

Contact: <https://www.thinknx.com>



## All-in-one KNX sensor

**Vestamatic GmbH** - The new range of DT multi-sensors are an extension to Vestamatic's well-known line of shading motors, controls and sensors. The KNX Multi-Sensor creates comfort and well-being by precisely adjusting the indoor climate. Presence-dependent control of lighting systems, temperature, acoustics, humidity, and air quality automated by hygienic, contactless control. Installed surface-mounted, recessed, or flush-mounted with the ceiling, the sensor detects 360° with a 10m range at a 2.8m mounting height. An additional acoustic sensor provides optimal, expandable area coverage.

Contact: <https://vestamatic.com/all-in-one-sensor>



## New 1TE gateway

**Vestamatic GmbH** presents a new 1TE gateway, allowing the connection of up to 64 digital SMI motors in combination with Vestamatic's IF SMI RS 485 (SMI 3.0). In addition, the interface allows for integration of our dry contact controller MC P4 RS485 via KNX. The new gateway and integration offer simple commissioning, intelligent shading control for interiors, regulated room temperature, precise blind adjustment, separate zone control and overall building comfort and energy efficiency.

Contact: <https://vestamatic.com/1te-gateway>



## KNX Linea switches

**Vimar Spa** - Thanks to a minimum thickness, the new KNX Linea switches offer an absolute planarity between the decorative plate and the pushbuttons: a slight thickness of only 5.7mm, RGB backlight with a wide range of customisable icons and a silk effect obtained from a special manufacturing process make these keypads unique in the market. The range includes versions with 4 or 6 buttons, with or without actuator for lights or shutters. It is possible to obtain a total look in black, white and canvas finishes or combine the pushbuttons with metal plates or with glass effect thanks to the reflex finish. For every taste and style.

Contact: <https://www.vimar.com/en/int/linea-16976122.html>





## WAREMA KNX secure 8M230.16I AP pro

**WAREMA Renkhoff SE** - The new KNX surface-mounted actuator from WAREMA offers reliable control of up to eight 230 V sun shading drives and excels with simple, safe installation thanks to manual operation via Bluetooth, replaceable miniature fuses and spring terminals. Furthermore, with our new “connect & secure” series you benefit from the highest encryption standard KNX Secure and an intelligent update function via the bus line. And best of all, the Pro version enables even faster commissioning thanks to automatic runtime detection!



Contact: <https://www.warema.com/en/control-systems/bus-systems/>

## KNX Blue IO: Dimming the new way

**Weinzierl** - The Weinzierl dimmer family has been expanded in numerous ways: The dimming actuators of the new KNX Blue IO 55x product series are available in a new design especially for installation in furniture or suspended ceilings. Control is via the KNX bus or wirelessly via KNX RF. For both media, there is a variant for constant current or constant voltage (PWM). The dimming actuators are suitable for the connection of numerous LED strips or panels. All devices offer four outputs with functions for RGB/RGBW and TW (Tunable White). Powerful special functions, including scenes, staircase automation, snooze function and sequencer solve even complex customer requirements. Two pushbuttons and five LEDs enable local operation and visualisation of the corresponding device status.



Contact: <https://weinzierl.de/en/products/550>

## Z28. 2.8” touch panel

**Zennio** - Z28 is the latest addition to the family of Zennio capacitive touch panels. Z28 counts with a backlit display of 2.8”, devised to be installed along the new frames ZS70 series (70x70 mm). This touch panel grants the user 35 controls arranged in 7 pages as well as two thermostats for an integral control of climate, shutters or lighting. Z28 is the perfect temperature room controller thanks to a specific thermostat page which allows a very intuitive and simple control for climate systems. Its proximity and luminosity sensors enable the brightness of the display to be adjusted or a screensaver when inactive. It includes 2 analog-digital inputs to connect sensors, pushbuttons, temperature probes or motion detectors.



Contact: <https://www.zennio.com/product/z28>

Perfect networking with KNX connect & secure

Beautiful facades.  
With a lot behind them.



Der SonnenLichtManager

NEW!

	KNX SA	KNX connect & secure
Mounting type	DIN rail-mounted, Surface-mounted	DIN rail-mounted, Surface-mounted
Maximum number of sun shading drivers	4 x 24 V DC 8 x 230 V AC 16 x SMI	8 x 230 V AC
Test and diagnostic via smartphone	☑	☑
Integrated binary inputs	up to 16 (Surface-mounted)	up to 16 (Surface-mounted) up to 8 (DIN rail-mounted)
ETS DCA App for SMI commissioning	☑	☑
Interchangeable miniature fuses	☑	☑
Logic/timer functions		☑
KNX secure encryption		☑
Automatic run time detection		☑ (pro-Version)
Update function via the bus line		☑






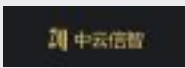




















Find out more [www.warema.com/knx-secure](http://www.warema.com/knx-secure)

We welcome the following companies to our KNX Community

# NEW KNX MEMBERS



 <p><b>Ai-Elements</b> Saudi Arabia <a href="https://www.ai-elements.com">https://www.ai-elements.com</a></p>	 <p><b>ANDAS Inc. (Guangzhou)</b> China <a href="http://www.andas.net">www.andas.net</a></p>	 <p><b>ARIGO Software GmbH</b> Germany <a href="http://www.arigo.de">www.arigo.de</a></p>	 <p><b>AWAG Elektrotechnik AG</b> Switzerland <a href="http://www.awag.ch">www.awag.ch</a></p>
 <p><b>B3 International S.R.L.</b> Italy <a href="http://www.b3cable.com">www.b3cable.com</a></p>	 <p><b>Beijing ZY</b> China <a href="http://www.zhongyunxinzhi.com.cn">www.zhongyunxinzhi.com.cn</a></p>	 <p><b>Delta Electronics, Inc.</b> Taiwan <a href="http://www.deltaww.com">www.deltaww.com</a></p>	 <p><b>Dongguan Muhcci Electrical Technology Co., Ltd</b> China <a href="http://www.muhcci-elec.com">www.muhcci-elec.com</a></p>
 <p><b>Estada GmbH&amp;CoKG</b> Germany <a href="https://estada.de">https://estada.de</a></p>	 <p><b>FERMAX</b> Spain <a href="http://www.fermax.com">www.fermax.com</a></p>	 <p><b>Gaimex</b> Algeria <a href="https://gaimex-dz.com">https://gaimex-dz.com</a></p>	 <p><b>GST ELEKTRONIK LTD. STI</b> Turkey <a href="http://www.inohom.com">www.inohom.com</a></p>
 <p><b>Guangdong Kanway Smart Technology Co., Ltd</b> China <a href="http://kanway.net">http://kanway.net</a></p>	 <p><b>Guangdong Kegou Power Supply Co., LTD</b> China <a href="http://www.kg-power.com">www.kg-power.com</a></p>	 <p><b>Guangzhou KiloElec Technology Co., LTD</b> China <a href="http://www.kiloelec.com">www.kiloelec.com</a></p>	 <p><b>Hangzhou Feishelec Electric Co.,Ltd</b> China <a href="http://www.feishelec.com">www.feishelec.com</a></p>
 <p><b>Hangzhou Hikvision Digital Technology Co., Ltd.</b> China <a href="http://www.hikvision.com">www.hikvision.com</a></p>	 <p><b>Hangzhou Juelang Technology Co.,Ltd</b> China <a href="http://www.jadelite.com.cn">www.jadelite.com.cn</a></p>	 <p><b>Hefei Chuangyue Intelligent Technology Co., LTD</b> China <a href="http://www.chuangyuezhike.com">www.chuangyuezhike.com</a></p>	 <p><b>HPE Aruba Instant On</b> USA <a href="http://www.arubainstanton.com">www.arubainstanton.com</a></p>
 <p><b>IAdea Corporation</b> Taiwan <a href="http://www.IAdea.com">www.IAdea.com</a></p>	 <p><b>Inyx AG</b> Switzerland <a href="http://www.inyx.ch">www.inyx.ch</a></p>	 <p><b>Klug Gebäude Systeme GmbH</b> Germany <a href="https://klug-gs.de">https://klug-gs.de</a></p>	 <p><b>KOAER</b> Turkey <a href="http://www.koaer.com.tr">www.koaer.com.tr</a></p>



**LASTTIN 莱斯汀**

Lasttin Smart Home  
Co.Ltd

China  
[www.lasttin.com](http://www.lasttin.com)

**NSA**

NSA

Ukraine  
<https://nsa.com.ua>

**OJEA**  
ELECTRONICS  
AUTONOMOUS HOUSE TECHNOLOGY

Ojea Electronics Sàrl

Switzerland  
[www.ojeaelectronics.ch](http://www.ojeaelectronics.ch)

**PHOENIX CONTACT**

Phoenix Contact  
GmbH & Co KG

Germany  
[www.phoenixcontact.com](http://www.phoenixcontact.com)



**Pishgaman Century 21**

United Arab Emirates  
<https://pishgamanco21.com>

**POLY CAB**

Polycab India Limited

India  
[www.polycab.com](http://www.polycab.com)

**Draka**

Prysmian Group

Netherlands  
<https://nl.prysmiangroup.com/producten-en->

**RE**  
RAMIREZ  
ENGINEERING  
YOUR PARTNER FOR CUSTOM  
ELECTRONIC SOLUTIONS

**RAMIREZ Engineering GmbH**

Switzerland  
[www.ramirez-engineering.ch](http://www.ramirez-engineering.ch)

**raylogic**

Raylogic Control Systems  
Pvt Ltd

India  
[www.raylogic.in](http://www.raylogic.in)

**REMKO**

REMKO GmbH & Co. KG

Germany  
[www.remko.de](http://www.remko.de)

拉孚 **Larfe**

Shanghai Larfe Intelligent  
Technology Co., Ltd.

China  
[www.larfe.net](http://www.larfe.net)

**聪讯智能**  
CONGXUN INTELLIGENCE

Shenzhen Congxun Intelligent  
Technology Co., LTD

China  
[www.cxzncn.com](http://www.cxzncn.com)



**Shenzhen Gluck Technology  
Co., LTD**

China  
<http://szgluck.come.cn>

深圳晶华显示电子股份有限公司  
Shenzhen Jinghua Displays Electronics Co., Ltd.

**Shenzhen Jinghua Displays  
Electronics Co., Ltd.**

China  
<http://china-lcd.com>

**SDI 思德克**

Sidek Intelligent Technology  
(Shenzhen) Co., Ltd.

China  
[www.sidekezn.com](http://www.sidekezn.com)

**Smart Node**  
Discover the Joy of Smart Living

**Smartnode Automations Pvt  
Ltd**

India  
[www.smartnode.in](http://www.smartnode.in)

**Splendid Minds**

Splendid Minds GmbH

Germany  
[www.splendidminds.de](http://www.splendidminds.de)

**STUHL**  
REGELSYSTEME

Stuhl Regelsysteme GmbH

Germany  
[www.stuhl.com](http://www.stuhl.com)

**HOMY CLOUD**  
宏云智能

Suzhou Hongyun Intelligent  
Technology Co., Ltd

China  
[www.homycloud.com](http://www.homycloud.com)

**SYMCAN**

Symcon GmbH

Germany  
[www.symcon.de](http://www.symcon.de)

**VIHAN**  
SPREAD THE LIGHT

Vihan electric pvt ltd

India  
[www.vihanmodular.com](http://www.vihanmodular.com)

**VOKA**

VOKA Vogtländisches  
Kabelwerk GmbH

Germany  
[www.voka.de](http://www.voka.de)

**青玺**  
QINGXI

Wuhan Zhongdian Yike Information  
Technology Co., Ltd.

China  
[www.qingxilife.cn](http://www.qingxilife.cn)

**XEROPOINT-**

Xeropoint Ltd.

United Kingdom  
[www.xeropoint.co.uk](http://www.xeropoint.co.uk)

**盈趣科技**  
Intretech

Xiamen Intretech Inc

China  
[www.intretech.com/](http://www.intretech.com/)

**moorgen**  
摩眼全屋智能

Zhejiang Moorgen Intelligent  
Technology Co., Ltd

China  
[www.moorgen.com](http://www.moorgen.com)





















**Donel**

Zhongshan Taiyang Imp. & Exp.  
Co., Ltd

China  
[www.donel.su](http://www.donel.su)

# NEW KNX TRAINING CENTRES



 <p><b>Abtec Building Technologies Ltd</b></p> <p>United Kingdom  <a href="https://www.abtecbt.com">https://www.abtecbt.com</a>  <a href="mailto:ph@abtecbt.com">ph@abtecbt.com</a></p>	 <p><b>Advance Professionals Company Ltd</b></p> <p>United Arab Emirates  <a href="http://www.advancepro.com.sa">www.advancepro.com.sa</a>  <a href="mailto:snehashis0109@yahoo.com">snehashis0109@yahoo.com</a></p>	 <p><b>Agremia</b></p> <p>Spain  <a href="https://quieroserinstalador.com">https://quieroserinstalador.com</a>  <a href="mailto:ana.coruna@agremia.com">ana.coruna@agremia.com</a></p>	 <p><b>BBS Lingen Technik und Gestaltung</b></p> <p>Germany  <a href="http://www.bbs-lingen-tg.de">www.bbs-lingen-tg.de</a>  <a href="mailto:heiner.broeker@web.de">heiner.broeker@web.de</a></p>
 <p><b>Berka Automation</b></p> <p>India  <a href="http://www.berkaautomation.com">www.berkaautomation.com</a>  <a href="mailto:mirza.ahmed@berkaautomation.com">mirza.ahmed@berkaautomation.com</a></p>	 <p><b>Centrotécnico, Formación para Empresas</b></p> <p>Spain  <a href="http://www.centrotecnico.es">www.centrotecnico.es</a>  <a href="mailto:eserra@coitt.es">eserra@coitt.es</a></p>	 <p><b>Design Technologies</b></p> <p>Algeria  <a href="https://designtechnologies.dz">https://designtechnologies.dz</a>  <a href="mailto:tejsari@gmail.com">tejsari@gmail.com</a></p>	 <p><b>Domlight Elec</b></p> <p>France  <a href="http://www.domlight.fr">www.domlight.fr</a>  <a href="mailto:duchetjulien4@gmail.com">duchetjulien4@gmail.com</a></p>
 <p><b>Drasis Software Solutions Pvt Ltd</b></p> <p>India  <a href="https://drasisautomation.com">https://drasisautomation.com</a>  <a href="mailto:samera.akbar@gmail.com">samera.akbar@gmail.com</a></p>	 <p><b>DYSTRON S.C.</b></p> <p>Poland  <a href="http://www.dystron.pl">www.dystron.pl</a>  <a href="mailto:kborowski@dystron.pl">kborowski@dystron.pl</a></p>	 <p><b>ES Tegel GmbH &amp; Co. KG</b></p> <p>Germany  <a href="http://www.es-tegel.de">www.es-tegel.de</a>  <a href="mailto:ate@es-tegel.de">ate@es-tegel.de</a></p>	 <p><b>Formazione professionale superiore e continua nel ramo elettrico</b></p> <p>Switzerland  <a href="http://www.corsi-fpse.ch">www.corsi-fpse.ch</a>  <a href="mailto:marco@praderio.it">marco@praderio.it</a></p>
 <p><b>GeTech-Schade, Inh. Heiko Schade</b></p> <p>Germany  <a href="http://www.getech-schade.de">www.getech-schade.de</a>  <a href="mailto:info@getech-schade.de">info@getech-schade.de</a></p>	 <p><b>Giatmara Kota Bahru</b></p> <p>Malaysia  <a href="https://giatmara.edu.my">https://giatmara.edu.my</a>  <a href="mailto:gmbk.knx@gmail.com">gmbk.knx@gmail.com</a></p>	 <p><b>HC TECH SRL</b></p> <p>Italy  <a href="https://hctech.it">https://hctech.it</a>  <a href="mailto:mboschini@hbe-system.com">mboschini@hbe-system.com</a></p>	 <p><b>Institut Kemahiran MARA Tan Sri Yahaya Ahmad</b></p> <p>Malaysia  <a href="https://www.facebook.com/ikmtsyapekan">www.facebook.com/ikmtsyapekan</a>  <a href="mailto:malbst@gmail.com">malbst@gmail.com</a></p>
 <p><b>ITIS A. Rossi</b></p> <p>Italy  <a href="http://www.itisrossi.edu.it">www.itisrossi.edu.it</a>  <a href="mailto:info@azengineering.it">info@azengineering.it</a></p>	 <p><b>Knxtra Ltd</b></p> <p>New Zealand  <a href="http://www.knxtra.co.nz">www.knxtra.co.nz</a>  <a href="mailto:jacob@knxtra.co.nz">jacob@knxtra.co.nz</a></p>	 <p><b>Københavns Erhvervsakademi</b></p> <p>Denmark  <a href="https://kea.dk">https://kea.dk</a>  <a href="mailto:cramerhenrik@gmail.com">cramerhenrik@gmail.com</a></p>	 <p><b>La Fée Connectivité</b></p> <p>France  <a href="http://www.lafeeconnectivite.fr">www.lafeeconnectivite.fr</a>  <a href="mailto:marieline@lafeconnectivite.fr">marieline@lafeconnectivite.fr</a></p>



**Leaf-Connect**

United Arab Emirates  
[www.leaf-connect.com](http://www.leaf-connect.com)  
[grant@leafconnect.io](mailto:grant@leafconnect.io)



**MEKAR PROGRESIF TECHNOLOGY**

Malaysia  
[www.mekartechnology.com](http://www.mekartechnology.com)  
[maflinkmesb@yahoo.com](mailto:maflinkmesb@yahoo.com)



**IP-Kamera**

**NOLTECH Hungária Kft.**

Hungary  
<https://noltech.hu>  
[ulyan\\_r13-04@mail.ru](mailto:ulyan_r13-04@mail.ru)



**OK Engineering**

Japan  
[www.ok-eng.jp](http://www.ok-eng.jp)  
[naihara@knx.or.jp](mailto:naihara@knx.or.jp)



**Pishgamancentury 21**

Iran, Islamic Republic of  
[www.pishgamanco21.com](http://www.pishgamanco21.com)  
[mrs1544@gmail.com](mailto:maxims1544@gmail.com)



**Porto Smart**

Egypt  
[www.portosmart.com](http://www.portosmart.com)  
[info@mseada.com](mailto:info@mseada.com)



**Pusat Pembangunan Kemahiran Sarawak**

Malaysia  
[www.ppks.edu.my](http://www.ppks.edu.my)  
[pw\\_siew@yahoo.com](mailto:pw_siew@yahoo.com)



**Techbox**

Egypt  
[www.techbox-eg.com](http://www.techbox-eg.com)  
[mohamed.ali@techbox-eg.com](mailto:mohamed.ali@techbox-eg.com)

## NEW KNX SCIENTIFIC PARTNERS



**Hochschule Düsseldorf University of Applied Sciences**

Germany  
<https://hs-duesseldorf.de>  
[maximilian.roedder@hs-duesseldorf.de](mailto:maximilian.roedder@hs-duesseldorf.de)



**HOCHSCHULE OSNABRÜCK UNIVERSITY OF APPLIED SCIENCES Hochschule Osnabrück**

Germany  
[www.hs-osnabrueck.de](http://www.hs-osnabrueck.de)  
[fabian.icken@hs-osnabrueck.de](mailto:fabian.icken@hs-osnabrueck.de)



**Jade Hochschule Wilhelmshaven/Oldenburg/Elsfleth**

Germany  
[www.jade-hs.de](http://www.jade-hs.de)  
[sascha.koch@jade-hs.de](mailto:sascha.koch@jade-hs.de)



**Lublin University of Technology**

Poland  
<https://pollub.pl>  
[j.majcher@pollub.pl](mailto:j.majcher@pollub.pl)



**OTH Regensburg**

Germany  
[www.oth-regensburg.de](http://www.oth-regensburg.de)  
[franz.graf@oth-regensburg.de](mailto:franz.graf@oth-regensburg.de)



**Westfälische Hochschule Gelsenkirchen**

Germany  
[www.w-hs.de](http://www.w-hs.de)  
[kkueckelhaus@yahoo.com](mailto:kkueckelhaus@yahoo.com)






# KNX NATIONAL GROUPS



KNX Argentina at Expo-Construir 2022



KNX Network Event on the 27th of October - Belgium



KNX at GEBT Online Event - China



KNX Croatia workshops and lectures for new students



KNX Denmark at the Power & Technology Fair



The KNX Finland award



KNX France has launched its KNX Tour in 2022



KNX India as Technology partner Smarthome Expo 2022



KNX Italian Day and Awards 2022



KNX Forum 2022 by KNX Japan



KNX Korea at Lighting & Electrical Equipment Society



ETS6 Event - KNX Luxembourg



KNX at Big5 Dubai - KNX Middle East



KNX Portugal at DECORhotel 2022



KNX Timisoara Day May 2022 - Romania



Successful KNX Secure-Plugfest - Swiss



KNX Day - Thailand Smart Community



KNX Secure Event - The Netherlands



KNX USA at CES 2023



KNX USA at Lightfair



# KNX USERCLUBS / PROFESSIONALS



KNX UK Secure Day CPD and Panel Discussions



KNX Professionals Italy meeting in Florence



Workshop for installers - KNX Tunisia





# EVENTS AND FAIRS

## Light + Building 2022 Review



After a long 4 years, Light + Building was finally back. The world's leading tradeshow for home and building automation opened its doors from 2 to 6 October in Frankfurt, Germany. KNX Association was present at the with booths at prime spots in 2 halls. In the newly built Hall 12 of Messe Frankfurt we presented the latest developments in the KNX technology, with as main focus the new KNX IoTech, KNX Secure and Energy Management with KNX. 22 KNX Members presented their latest KNX products and solutions at the KNX booth at Hall 12.0 B91.

### Focus on IoT, Energy Management and Security

As a global community, one of the most pressing matters of our time is climate change. Given that buildings account for around 40% of energy consumption, we are fortunate to be involved with powerful technology that can help to reduce this. By expanding into the IoT, KNX systems reach even further, but as we become more dependent on automation, it is essential that it is robust and secure. And so this brings us to the three key areas of focus for KNX Association, namely energy management, IoT and security.

### KNX Member products and KNX Professional Solutions

The KNX stand hosted more than 20 Members, each with their own panel to display their latest KNX Products and innovations. You can still discover each panel, with information on all the new products of our KNX Manufacturers via the **digital twin of our booth**. In hall 11.1 booth C92, our second booth, KNX Professionals showed practical implementations of KNX Secure. You can find on overview of them all in our **KNX Secure Solutions Flyer**.

### You can still visit our booth at Light + Building!

With a new look, new location and new design, our stand in Hall 12.0 truly stood out. It played host to exhibition panels from over 20 members, as well as a presentation stage, a reception, three different sections for our key themes of Energy Management, IoT and Security, and areas for the KNX Championships, ETS, networking, and more. We thank our thousands of visitors who came by during the fair. Did you miss the opportunity to visit us? No worries, thanks to the SIM-ON digital twin solution of KNX Member SIMLAB, you can still take a **digital tour** of our booth and discover more information about our key topics and products of our exhibiting KNX Members.



**Thanks for your visit and see you all in 2024!**

<https://knxatlb.knx.org>

## UPCOMING EVENTS

	Frankfurt GERMANY	ISH 2023	March 13-17	The world's leading trade fair for HVAC + Water.	<a href="https://ish.messefrankfurt.com">https://ish.messefrankfurt.com</a>
	Brno CZECH REPUBLIC	AMPER 2023	March 21-23	International technology trade fair.	<a href="https://www.amper.cz">https://www.amper.cz</a>
	New Delhi INDIA	SMARTHOME EXPO 2023	May 4-6	Largest trade show and conference within the smart home technology in India.	<a href="https://www.smarthomeexpo.in">https://www.smarthomeexpo.in</a>
	Gothenburg SWEDEN	ELFACK 2023	May 9-12	Northern Europe's no 1 trade fair on energy & electrification.	<a href="https://elfack.com">https://elfack.com</a>
	Bucharest ROMANIA	KNX DAY	May 11	Event organised by KNX Romania to present the latest KNX developments.	<a href="https://www.knx.org/ro">https://www.knx.org/ro</a>
	Santa Clara USA	IoT TECH EXPO	May 17-18	The world-leading IoT event series.	<a href="https://www.iottechexpo.com">https://www.iottechexpo.com</a>
	New York USA	LIGHTFAIR 2023	May 23-25	World's largest architectural and commercial lighting trade show and conference.	<a href="https://www.lightfair.com">https://www.lightfair.com</a>
	Amsterdam THE NETHERLANDS	THE EUROPEAN SMART HOME EXHIBITION	June 14-15	One all-encompassing smart home show. On the exhibition build-up day 13th June, the KNX seminars will be held.	<a href="https://eiliveeurope.com">https://eiliveeurope.com</a>
	Gdańsk POLAND	EUROSKILLS 2023	September 5-9	European Championship of young professionals of skills.	<a href="https://eurosills2023.org">https://eurosills2023.org</a>
	Denver USA	CEDIA EXPO 2023	September 7-9	Platform where residential technology integrators, designers and construction professionals connect.	<a href="https://cediaexpo.com">https://cediaexpo.com</a>
	On-Line	KNX HACKATHON 2023	September 26-27	A contest where KNX is used to improve people's lives and impact the planet in a positive way.	<a href="https://hackathon.knx.org">https://hackathon.knx.org</a>
	On-Line	KNXperience 2023	September 26-27	The world's leading trade fair for lighting and building services technology.	<a href="https://knxperience.knx.org">https://knxperience.knx.org</a>
	Bucharest ROMANIA	KNX ROMANIA AWARDS	September 28	National Award ceremony of KNX Romania	<a href="https://www.knx.org/ro">https://www.knx.org/ro</a>
	Philadelphia USA	Neca 2023 Convention and Trade Show	September 29 October 2	Event where the electrical construction industry convene to discuss the ever-changing business climate.	<a href="https://www.necanet.org">https://www.necanet.org</a>
	Kista SWEDEN	ELMÄSSAN 2023	October 18-19	The most vibrant meeting place for the electricity sector.	<a href="https://www.elmassanstockholm.se">https://www.elmassanstockholm.se</a>
	Bangkok THAILAND	Thailand Building Fair	November 1-3	Annual fair for the building industry in the ASEAN region.	<a href="https://thailandbuildingfair.hk.messefrankfurt.com">https://thailandbuildingfair.hk.messefrankfurt.com</a>
	Milan ITALY	SMART BUILDING EXPO	November 15-17	The Italian fair for home and building automation and system integration.	<a href="https://smartbuildingexpo.it">https://smartbuildingexpo.it</a>
	Tokyo JAPAN	SMART HOUSE EXPO 2023	December 13-15	Specialised show for smart homes and buildings.	<a href="https://www.japan-build.jp/tokyo/en-gb/about/smart-home.html">https://www.japan-build.jp/tokyo/en-gb/about/smart-home.html</a>
	Las Vegas USA	CES 2024	January 9-12/2024	Event where the world's biggest brands do business and the sharpest innovators hit the stage.	<a href="https://www.ces.tech">https://www.ces.tech</a>
	Frankfurt GERMANY	Light+Building 2024	March 3-8/2024	The world's leading trade fair for lighting and building services technology.	<a href="https://www.ces.tech">https://www.ces.tech</a>



## VIDEOS & WEBINARS

In this section we highlight some of the most interesting recent videos from KNX association's YouTube channel.



### Make your home Smart with KNX IoTech

KNX has now extended its possibilities with KNX IoT technology. Find out how your home can be easily converted into a KNX Smart Home with KNX IoTech.

<https://youtu.be/4YmIp1lzBGg>



### This was KNX at Light + Building 2022

After a long 4 years, Light + Building was finally back. The world's leading tradeshow for home and building automation opened its doors from 2 to 6 October in Frankfurt, Germany. KNX Association was present at the with booths at prime spots: Hall 12.0 B91 & Hall 11.1 C92.

<https://youtu.be/YG6GDb73T8Y>



### KNX Awards 2022

On the 27th of September at 5:30 PM CEST, KNX Association will hold the 14th edition of the KNX Award ceremony online. Relive the ceremony here.

<https://youtu.be/LRSYGVY7Pg4>



### Energy Management with KNX explained at Light + Building 2022

To understand just how powerful and all-encompassing KNX is, the Energy Management panel at the KNX Booth showed an enormous diversity of applications that KNX can handle.

<https://youtu.be/nMuEdKFPOXE>



### ETS6 Cloud licensing Update

ETS6: Smart. Secure. Open. One Tool. All You Need. Introducing ETS cloud licensing and other features.

<https://youtu.be/w6wcmz2ddK8>



### Highlights of the KNX IoT Keynote

We presented our innovation that brings the IoT (Internet of Things) technology to its smart homes and buildings solutions. Watch this highlights video for a short overview.

<https://youtu.be/fyDBEBChOww>



### **Imprint**

#### **KNX JOURNAL INTERNATIONAL**

The KNX Journal is the international magazine for home and building control based on KNX technology. Experts, practitioners and professionals show the way in applying and developing the KNX standard – from home and building control trends to devices and application projects; from the KNX members and partners to useful information on event stands and publications. Special attention is given to members and activities of the KNX Association International and their national groups.

### **Distribution**

This annual and bilingual Journal (English/German) is distributed as a digital edition only and will only be printed for distribution for special occasions like fairs and events.

### **Subscribe to our Newsletters**

Stay up-to-date on all KNX news by subscribing for our newsletters via <https://my.knx.org>

### **Online Distribution**

The KNX Journal International is posted as a Portable Document Format (PDF) file to [www.knx.org](http://www.knx.org)

### **Editor**

KNX Association cvba  
De Kleetlaan 5 Bus 11  
B-1831 Diegem - Brussels, Belgium  
Phone: +32 (0) 2 775 85 90  
Fax: +32 (0) 2 675 50 28  
Email: [info@knx.org](mailto:info@knx.org)  
URL: [www.knx.org](http://www.knx.org)

### **Picture credits**

KNX Association cvba, editorial office  
and specified companies

### **Cover:**

@shutterstock: justyle

### **Copyright**

Reproduction of contributions only with permission of the publishing house under detailed source data. The publishing house does not take any responsibility for unsolicited manuscripts and entries.

The photos are provided by the respective companies. Brands used in this magazine without guarantee that they may be freely employed.

Texts, illustrations and technical data are carefully compiled, nevertheless errors cannot be completely excluded. The publishing house and the authors assume no legal responsibility or liability for incorrect data. KNX® and ETS® are registered trademarks of KNX Association cvba, Belgium.

Follow us





Smart home and building solutions.  
Global. Secure. Connected.

One **Standard** (ISO/IEC 14543)

One **Tool** (ETS)

All **Media**

- Ethernet (IP)
- Twisted Pair (TP)
- Radio Frequency (RF)
- Powerline (PL)

**500** KNX MANUFACTURERS  
IN **46** COUNTRIES  
**8,000** KNX CERTIFIED PRODUCTS

**112,127** KNX PARTNERS IN  
**181** COUNTRIES

**16** TEST LABS  
IN **8** COUNTRIES

**177** KNXSCIENTIFIC PARTNERS  
IN **40** COUNTRIES

**24** ASSOCIATED PARTNERS  
IN **9** COUNTRIES

**500** KNX TRAINING CENTERS  
IN **71** COUNTRIES

**23** KNX USER CLUBS  
IN **21** COUNTRIES

**45** KNX NATIONAL GROUPS



Join us  
[www.knx.org](http://www.knx.org)