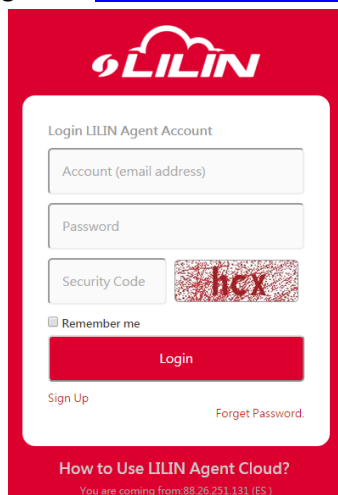


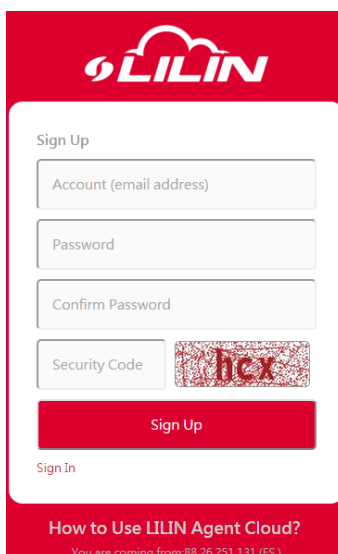
008 - REGISTRO EN DDNSIPCAM

En la página de DDNSIPCAM se puede realizar la gestión de las cámaras DDNS y las claves solicitadas para el software CMX.

- Primero accederemos a la página de www.ddnsipcam.com

The image shows the login interface for the LILIN Agent Cloud. At the top is the LILIN logo. Below it, the text "Login LILIN Agent Account" is displayed. There are four input fields: "Account (email address)", "Password", "Security Code", and a CAPTCHA image showing the word "hex". Below the input fields is a "Remember me" checkbox. A red "Login" button is positioned below the checkbox. At the bottom of the login area, there are links for "Sign Up" and "Forget Password.". At the very bottom of the page, there is a footer with the text "How to Use LILIN Agent Cloud?" and "You are coming from: 88.26.251.131 (ES)".

Pulsamos en el botón "Sign Up" y se muestra la siguiente ventana:

The image shows the sign-up interface for the LILIN Agent Cloud. At the top is the LILIN logo. Below it, the text "Sign Up" is displayed. There are four input fields: "Account (email address)", "Password", "Confirm Password", and "Security Code". A CAPTCHA image showing the word "hex" is next to the "Security Code" field. A red "Sign Up" button is positioned below the input fields. At the bottom of the sign-up area, there is a link for "Sign In". At the very bottom of the page, there is a footer with the text "How to Use LILIN Agent Cloud?" and "You are coming from: 88.26.251.131 (ES)".

Introducimos el correo, la contraseña, confirmamos de nuevo la contraseña y el código de seguridad y pulsamos en "Sign Up"

Después de este paso hay que acceder a nuestro correo donde se recibirá un correo con la activación de la cuenta, pulsamos sobre el link de activación como se puede observar en la imagen:

Dear LILIN Customer:

Welcome to become LILIN Agent!

Click the following hyperlink to activate your LILIN Agent Account [\[CLICK HERE\]](#). You can also copy and paste this hyperlink in a browser to manually activate your LILIN Agent Account.

<http://www.ddnsipcam.com/memb/checklogin.php?v=d52614>

LILIN Agent Cloud

- Una vez en la página de DDNS pulsamos en la pestaña de Account, primero de todo debemos de rellenar los campos principales, una vez rellanada la información pulsamos en el botón "Update Account Info" para guardar la información.

The screenshot shows the 'Account Information' form in the LILIN Agent Cloud interface. The form is divided into two main sections: 'Account Information' on the left and 'Account Type' on the right. The 'Account Information' section includes fields for Name (Your Full Name), Company Name (Your Company Name), Tel (Telephone Number), Cell Phone (Your Cell Phone Number), Fax (optional), Address (Company or Home Address), Contact Mail (satlinspan@gmail.com), Business (Please Select...), Time Zone (GMT +8:00 Beijing, Perth, Singapore, Taipei), Daylight Saving Time (Do not use Daylight Saving Time), and Purchase from the Country of LILIN Agent (Please select...). The 'Account Type' section includes a 'No Authentication' message with a 'Resend Authentication mail' link, a 'Sign In' section showing '1 time(s), last on : Now', a 'Record' section showing '[DDNS (0)]' and '[NAV (0)]', and an 'Others' section with a 'Reset my password' link. A red 'Update Account Info' button is at the bottom of the form.

- El último paso es para solicitar la clave de desbloqueo del software CMX, se pulsa en la pestaña "Buy" y por último en el botón "Get NAV Lite"

The screenshot shows the 'Buy' page in the LILIN Agent Cloud interface. The page has a navigation bar with tabs for 'Buy', 'DDNS', 'NAV', and 'Account'. The main content area is titled 'Navigator Lite' and features a video player showing a street scene with a red play button. To the right of the video player, there is a 'Feature:' section with a list of features: 'Navigate Lite free for 36 channels', '64bits software', and 'SmartSearch'. A red 'Get NAV Lite' button is located at the bottom right of the page.

- Con esto se generará una clave que se enviará a nuestro correo electrónico o también podremos gestionarlo a través de la página de www.ddnsipcam.com

Correo electrónico

Dear LILIN Customer:

Your free Navigator (NAV) Lite Software or CMX Software HD 3.6 Unlocking Key is:



2CE



Please register NAV Lite with this Unlocking Key.


Thanks for using LILIN Navigator.


LILIN Agent Cloud


www.ddnsipcam.com


NAV Registration  

Ref. ID/Name	State	Detail	Time	Version	Ent. Channels	ONVIF Channels	Video Loss	Recording	Unlocking Key	System ID
#8373 Enter for Site Name			2014-11-24 16:23	NAV Lite (Free)	16 + 0	0	0	N/A	2CE	

 Transaction is complete

 Upgrade to Enterprise is available

 30-Days Free Trial

 Unregister